



GLACIER BAY



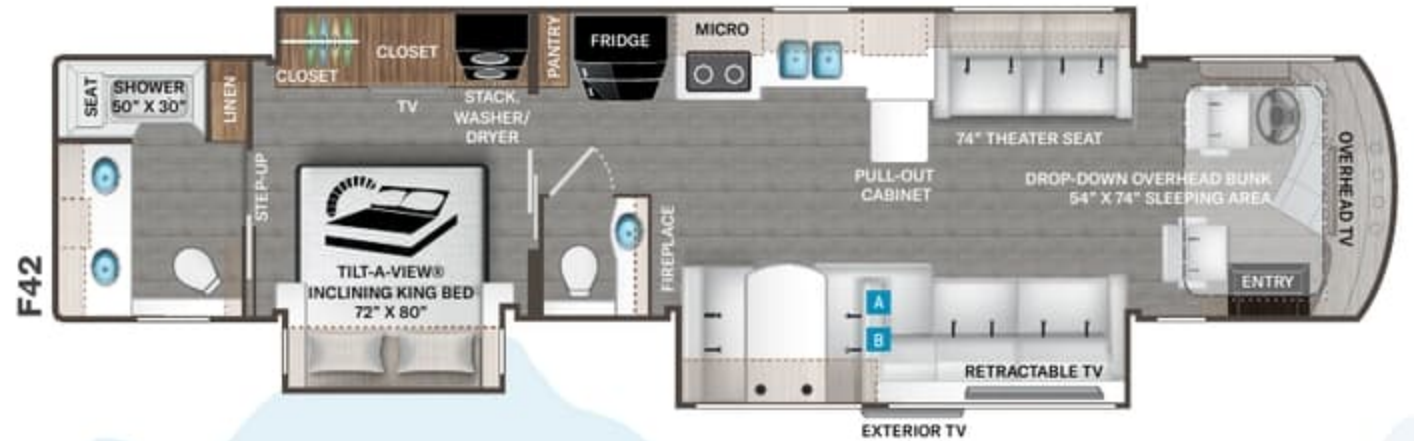
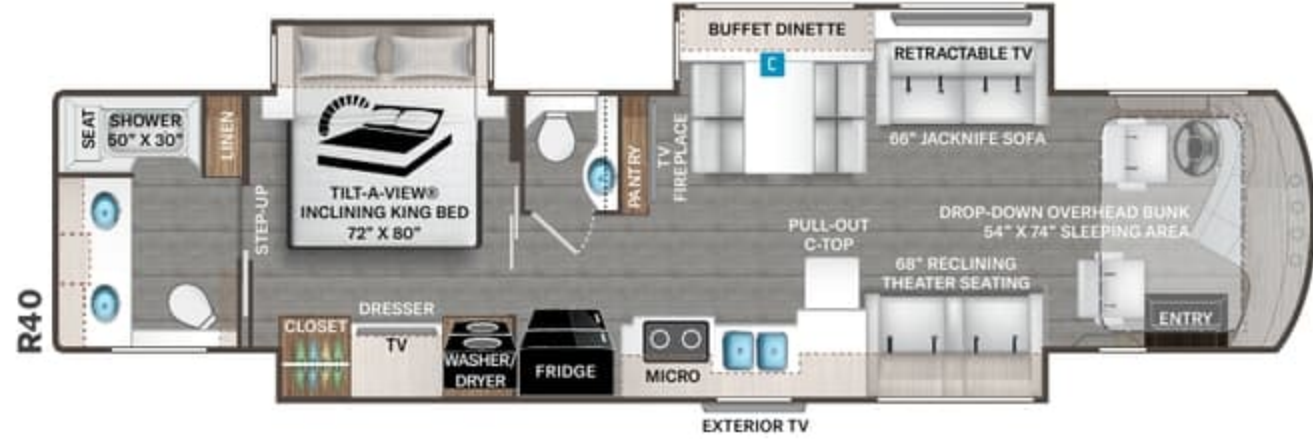
HIGHLAND RIDGE



VANCOUVER




WHITE MOUNTAIN




Options Available on
Select Floor Plans:



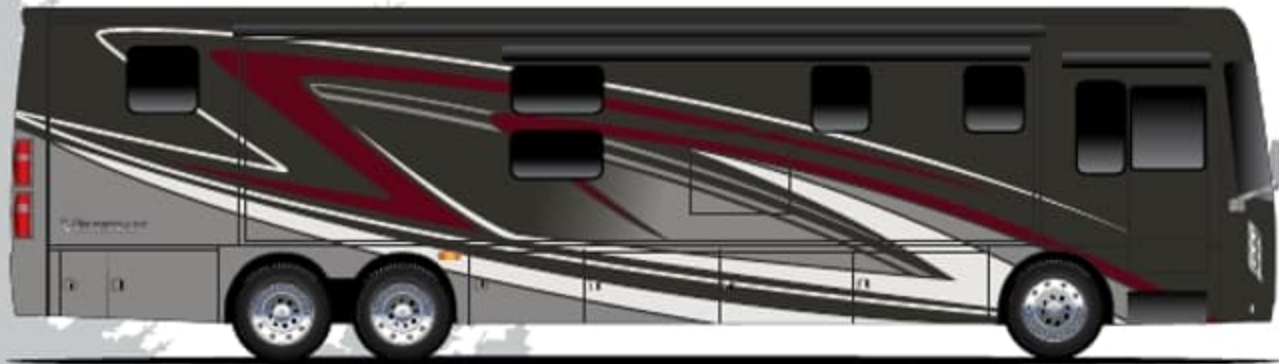
VENETIAN®



GLACIER BAY



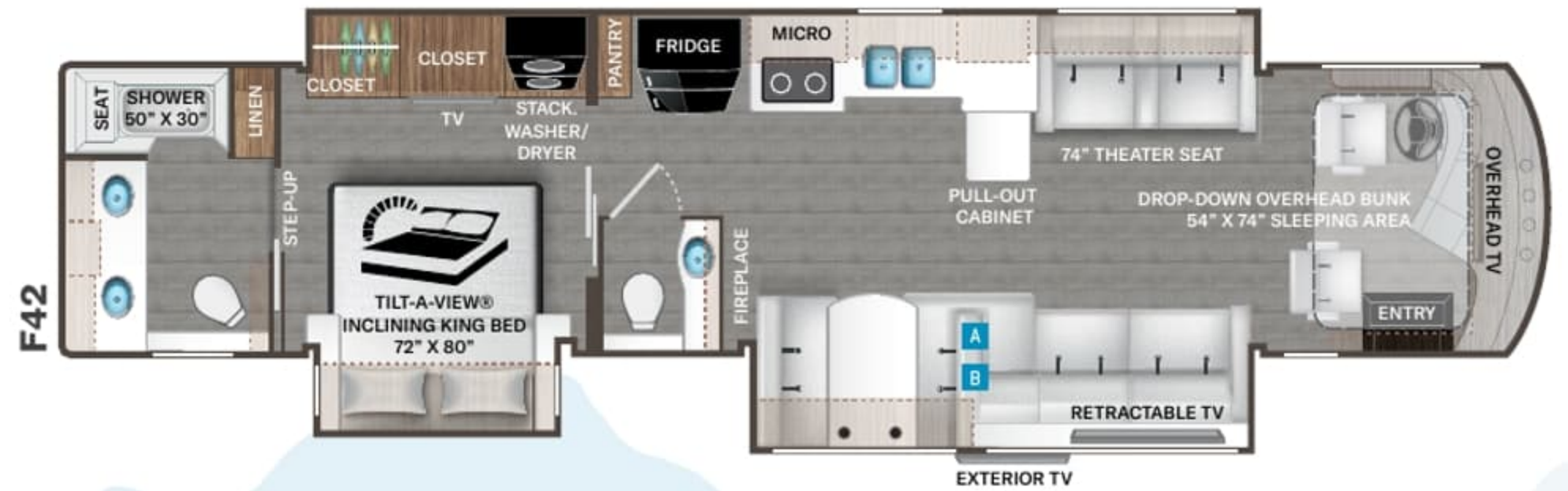
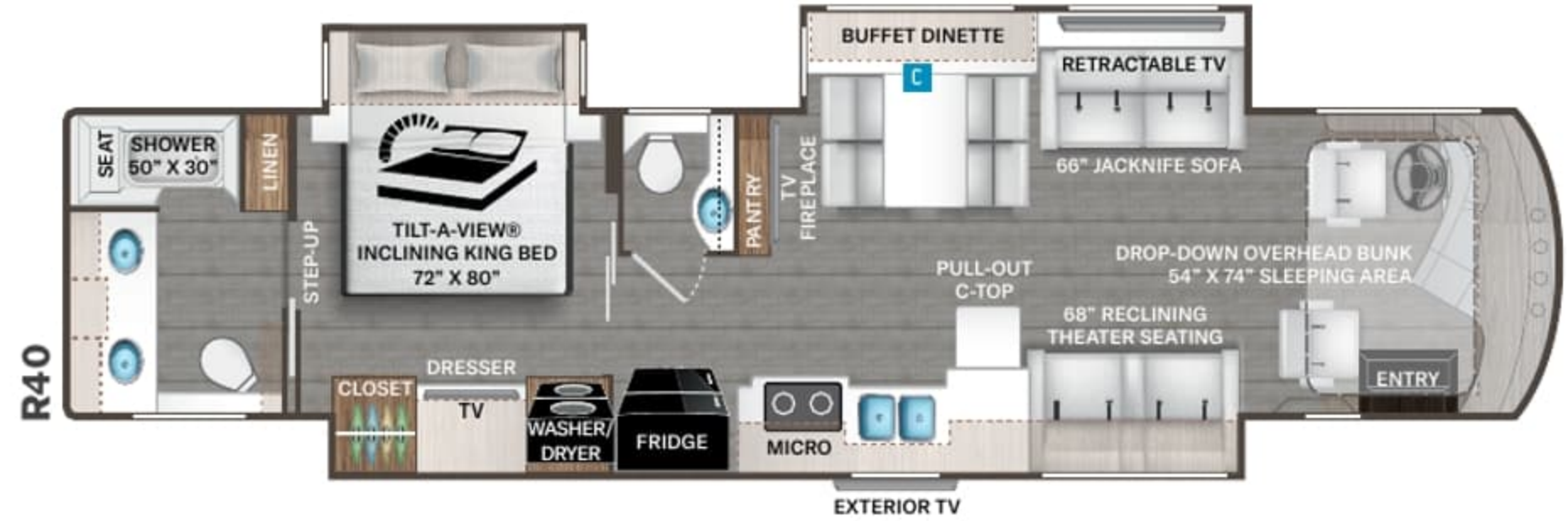
HIGHLAND RIDGE



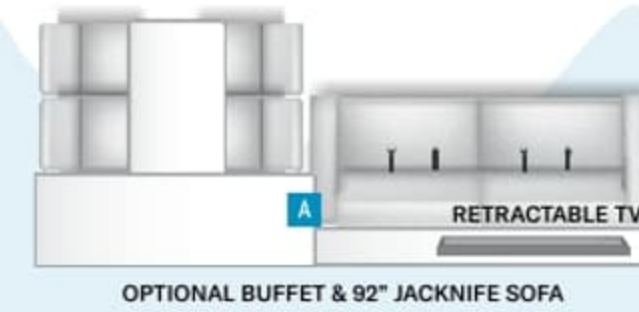
VANCOUVER



WHITE MOUNTAIN



Options Available on
Select Floor Plans:



VENETIAN®

Featured Highlights

CONSTRUCTION & EXTERIOR

- Freightliner® XC-R Raised Rail Chassis with Atlas Foundation™
- Cummins® ISL 8.9L Engine with 380HP & 1,150 lb.-ft. Torque (R40)
- Cummins® ISL 8.9L Engine with 400HP & 1,250 lb.-ft. Torque (B42 & F42)
- In-Block 750-watt Engine Heater
- 6-Speed Allison MH-3000 Automatic Transmission
- Air-Ride™ Suspension
- Exhaust Brake (R40)
- Three-Stage Jacobs® Brake (B42 & F42)
- Sachs® Shock Absorbers
- 100-gallon Fuel Tank with Dual Fills
- One-Piece Fiberglass Front & Rear Caps
- One-Piece Tinted Windshield
- Molded Fiberglass Roof
- Full-Body Paint Package with Invisible Front Mask Paint Protection
- Full Width Stainless Steel Rock Guard with Venetian® Emblem
- Automatic Leveling Jacks with Touchpad Controls
- Side-Hinged Locking Compartment Doors
- Four (4) Power Locking/Unlocking Compartment Doors on Patio Side
- Lighted Storage Compartments
- Basement Pass-Through Storage
- Easy Slide Storage Tray
- Power Entry Door & Patio Awnings with Integrated LED Lighting
- Slideout Room Topper Awnings
- Patio Light on Road Side & Curbside
- Ground Effects Lighting with Thor Insignia Puddle Light
- Frameless Dual Pane Windows
- Electric Entry Steps
- Roof Ladder

- 10,000-lb. Trailer Hitch with 7-pin Round Connector (R40)
- 15,000-lb. Trailer Hitch with 7-pin Round Connector (B42 & F42)

AUTOMOTIVE & COCKPIT

- 15" Touchscreen AM/FM Dash Radio with Bluetooth®, Garmin® RV GPS Navigation, Back-Up Monitor and SiriusXM® Ready
- Upgraded Dash Audio with Premium 6.5" Coax Speakers & Powered Subwoofer
- Chrome Heated/Power Mirrors with Integrated Side View Cameras
- Push Button Start
- Leatherette Reclining/Swivel Power Adjustable Captain's Chairs with Lumbar Support (Passenger Seat has Electric Footrest)
- Driver & Passenger Overhead Storage Cabinetry
- Remote Entry Lock
- 30" Wide Entry Door
- Emergency Engine Start Switch
- Power Solar & Privacy Shades on Windshield
- Manual Solar & Privacy Shades on Side Windows
- Solid Surface Entry Steps with Electric Step Cover
- 295/80R 22.5" Radial Tires with Aluminum Wheels
- Power Drop-Down Hide-Away Overhead Bunk with Cotton Cloud™ Mattress

INTERIOR

- Porcelain Tile Flooring
- Ceiling Ducted Whisper Air™ Central Cooling System
- LED Lighting with Living Room Pin-up Lights
- Lifestyle Edition Two-Tone Cabinetry with Bristol Style Doors & Matte Finish
- Full Extension Metal Ball Bearing Drawer Guides
- Window Solar & Privacy Shades

- Decorative Ceiling Treatment with Mood Lighting
- Driver Side Leatherette Trifold Sofa (B42)
- Driver Side Leatherette Jackknife Sofa (R40)
- Leatherette Reclining Theater Seating with Footrests (R40 & F42)
- Ensemble Jackknife Sofa & Dream Dinette® Booth (F42)
- Buffet Dinette with Four (4) Chairs – Includes Two (2) Folding (R40)
- Leatherette Dream Dinette® Booth with Cup Holders (B42)
- Electric Fireplace with Remote Control (R40 & F42)

INTERIOR OPTIONS

- Studio Collection Cabinetry with Nova Slab Cabinet Doors & Matte Finish
- Leatherette Dream Dinette® Booth with Cup Holders (R40)
- Leatherette Reclining Theater Seating with Footrests (B42)
- Leatherette Dream Booth with Leatherette Jackknife Sofa (F42)
- Buffet Dinette with Four (4) Chairs – Includes Two (2) Folding with Leatherette Jackknife Sofa (F42)

KITCHEN

- Residential Refrigerator
- Recessed Electric Induction Cooktop with Removable Countertop Covers
- Decorative Designer Tile Backsplash
- Stainless Steel Over-the-Range Convection Microwave Oven
- Solid Surface Countertops & Sink Covers
- Pop-Up Outlet in Kitchen Countertop
- Large Double Bowl Stainless Steel Sink with Single Handle Faucet & Pull-Down Sprayer
- 12-volt Attic Fan with Cover

KITCHEN OPTION

- Dishwasher Drawer

BEDROOM & BATHROOM

- King Size Bed with Tilt-A-View® Inclining Mechanism
- Bedspread with Throw Pillows
- Ceiling Fan in Bedroom
- USB Charging Ports in Nightstands
- Porcelain Toilet
- Macerator Toilet
- Solid Surface Countertops
- Granite Texture Fiberglass Shower with Glass Door
- Showermi\$er Hot Water Recycling System
- Oxygenics® Shower Head
- Designer Tile Backsplash in Bathroom
- 12-volt Attic Fan with Cover in Bathroom

ENTERTAINMENT

- 55" Smart HDTV in Living Area (B42 & F42)
- 43" HDTV & 55" Smart HDTV in Living Area (R40)
- 32" LED HDTV in Cockpit Overhead (B42, & F42)
- Tablet Holder and USB Charge Ports in Bunk Beds (B42)
- JBL® Sound Bar with Bluetooth® in Living Area
- Sony® Blu-Ray Players in Living Area & Bedroom
- 32" LED HDTV in Bedroom
- Exterior 40" LED HDTV on Swivel Bracket with Sound Bar with Bluetooth®
- Cable TV & HDMI Video Distribution Ready
- Satellite Mounting Backer in Roof
- Winegard® Trav'ler Satellite Dish (HD Capable with DirecTV in U.S. & Shaw Direct in Canada)
- Winegard® Connect™ 2.0 WiFi / 4G / TV Antenna

ELECTRICAL & PLUMBING

- Cummins Onan® RV QD 10,000 Diesel Generator on Power Slideout
- Automatic Generator Start 50-amp Shoreline Power Cord & 12-volt Retractable Cord Reel
- Automatic Transfer Switch with Power Protection
- 2000-watt Pure Sine Inverter/100-amp Converter
- Triple Roof Air Conditioners with Heat Pumps
- Energy Management System
- Rapid Camp+® Multiplex Wiring Control System with 7" Screen, WiFi-Enabled & SurgeGuard® Electrical Protection
- 100-watt Solar Charging System with Control Through Main Multiplex Control Panel
- Six (6) Auxiliary House Batteries
- Battery Disconnect Switch
- Aqua-Hot® 250D Hydronic Furnace & Water Heating System with Multiplex Control
- Water Heater By-Pass System
- 12-volt Retractable Fresh Water Hose Reel
- 360° Siphon® RV Holding Tank Vent Cap
- Enclosed & Heated Holding Tanks
- E-Z Flow Water Panel with Whole-House Water Filtration
- Black Tank Flush System
- Outside Shower
- Stackable Washer & Dryer
- Central Vacuum System with Toe-Kick Dustpan

For a complete listing of available features, visit thormotorcoach.com/venetian.

Use your phone's camera to find out more information.



LIFESTYLE EDITION

BRIDGEPORT - ACCENT



OPTIONAL STUDIO COLLECTION



	R40	B42	F42
Chassis	Freightliner XRC	Freightliner XRC	Freightliner XRC
Gross Vehicle (GVWR)	38,700	44,700	44,700
Gross Combined (GCWR)	48,700	59,700	59,700
Wheel Base	266"	266"	266"
Exterior Length (w/o ladder)	41'	43'	43'
Exterior Height (w/AC)	12'-10"	12'-10"	12'-10"
Exterior Width (w/o mirrors)	101"	101"	101"
Interior Height (living area)	84"	84"	84"
Awning Size	18'	18'	14'
Fuel (gal)	100	100	100
Fresh/Waste/Gray Water (gal)	91 / 51 / 70	91 / 51 / 70	91 / 51 / 70
Water Heater (gal)	Tankless	Tankless	Tankless
Furnace (BTUs)	40,000	40,000	40,000
Exterior Storage Capacity (cu. ft.)	221	215	215
Hitch Weight Rating (lbs)	10,000	15,000	15,000



IMPORTANT-PLEASE READ: This brochure reflects product design, fabrication, material, components and specifications at the date of printing, which date is disclosed below. Please visit us online at ThorMotorCoach.com or consult with your selling dealership for the latest in standards, options, specification and technical information. Photographs in the brochure may depict optional equipment or may only be available in certain floor plans. Components, appliances and the chassis may have been manufactured in a calendar year before the vehicle's designated model year. All capacities are approximate. The actual length of the vehicle may differ from that indicated in the brochure due to variances in the manufacturing processes and/or installed components. All dry weights are based on standard model features and do not include optional features or equipment. Component part and appliance manufacturers issue limited warranties covering portions of the vehicle not covered under the limited warranty we issue. Copyright Thor Motor Coach, Inc. © OH 10/01/2022

Featured Highlights

CONSTRUCTION & EXTERIOR

- Freightliner® XC-R Raised Rail Chassis with Atlas Foundation™
- Cummins® ISL 8.9L Engine with 380HP & 1,150 lb.-ft. Torque (R40)
- Cummins® ISL 8.9L Engine with 400HP & 1,250 lb.-ft. Torque (B42 & F42)
- In-Block 750-watt Engine Heater
- 6-Speed Allison MH-3000 Automatic Transmission
- Air-Ride™ Suspension
- Exhaust Brake (R40)
- Three-Stage Jacobs® Brake (B42 & F42)
- Sachs® Shock Absorbers
- 100-gallon Fuel Tank with Dual Fills
- One-Piece Fiberglass Front & Rear Caps
- One-Piece Tinted Windshield
- Molded Fiberglass Roof
- Full-Body Paint Package with Invisible Front Mask Paint Protection
- Full Width Stainless Steel Rock Guard with Venetian® Emblem
- Automatic Leveling Jacks with Touchpad Controls
- Side-Hinged Locking Compartment Doors
- Four (4) Power Locking/Unlocking Compartment Doors on Patio Side
- Lighted Storage Compartments
- Basement Pass-Through Storage
- Easy Slide Storage Tray
- Power Entry Door & Patio Awnings with Integrated LED Lighting
- Slideout Room Topper Awnings
- Patio Light on Road Side & Curbside
- Ground Effects Lighting with Thor Insignia Puddle Light
- Frameless Dual Pane Windows
- Electric Entry Steps
- Roof Ladder

- 10,000-lb. Trailer Hitch with 7-pin Round Connector (R40)
- 15,000-lb. Trailer Hitch with 7-pin Round Connector (B42 & F42)

AUTOMOTIVE & COCKPIT

- 15" Touchscreen AM/FM Dash Radio with Bluetooth®, Garmin® RV GPS Navigation, Back-Up Monitor and SiriusXM® Ready
- Upgraded Dash Audio with Premium 6.5" Coax Speakers & Powered Subwoofer
- Chrome Heated/Power Mirrors with Integrated Side View Cameras
- Push Button Start
- Leatherette Reclining/Swivel Power Adjustable Captain's Chairs with Lumbar Support (Passenger Seat has Electric Footrest)
- Driver & Passenger Overhead Storage Cabinetry
- Remote Entry Lock
- 30" Wide Entry Door
- Emergency Engine Start Switch
- Power Solar & Privacy Shades on Windshield
- Manual Solar & Privacy Shades on Side Windows
- Solid Surface Entry Steps with Electric Step Cover
- 295/80R 22.5" Radial Tires with Aluminum Wheels
- Power Drop-Down Hide-Away Overhead Bunk with Cotton Cloud™ Mattress

INTERIOR

- Porcelain Tile Flooring
- Ceiling Ducted Whisper Air™ Central Cooling System
- LED Lighting with Living Room Pin-up Lights
- Lifestyle Edition Two-Tone Cabinetry with Bristol Style Doors & Matte Finish
- Full Extension Metal Ball Bearing Drawer Guides
- Window Solar & Privacy Shades

- Decorative Ceiling Treatment with Mood Lighting
- Driver Side Leatherette Trifold Sofa (B42)
- Driver Side Leatherette Jackknife Sofa (R40)
- Leatherette Reclining Theater Seating with Footrests (R40 & F42)
- Ensemble Jackknife Sofa & Dream Dinette® Booth (F42)
- Buffet Dinette with Four (4) Chairs – Includes Two (2) Folding (R40)
- Leatherette Dream Dinette® Booth with Cup Holders (B42)
- Electric Fireplace with Remote Control (R40 & F42)

INTERIOR OPTIONS

- Studio Collection Cabinetry with Nova Slab Cabinet Doors & Matte Finish
- Leatherette Dream Dinette® Booth with Cup Holders (R40)
- Leatherette Reclining Theater Seating with Footrests (B42)
- Leatherette Dream Booth with Leatherette Jackknife Sofa (F42)
- Buffet Dinette with Four (4) Chairs – Includes Two (2) Folding with Leatherette Jackknife Sofa (F42)

KITCHEN

- Residential Refrigerator
- Recessed Electric Induction Cooktop with Removable Countertop Covers
- Decorative Designer Tile Backsplash
- Stainless Steel Over-the-Range Convection Microwave Oven
- Solid Surface Countertops & Sink Covers
- Pop-Up Outlet in Kitchen Countertop
- Large Double Bowl Stainless Steel Sink with Single Handle Faucet & Pull-Down Sprayer
- 12-volt Attic Fan with Cover

KITCHEN OPTION

- Dishwasher Drawer

BEDROOM & BATHROOM

- King Size Bed with Tilt-A-View® Inclining Mechanism
- Bedspread with Throw Pillows
- Ceiling Fan in Bedroom
- USB Charging Ports in Nightstands
- Porcelain Toilet
- Macerator Toilet
- Solid Surface Countertops
- Granite Texture Fiberglass Shower with Glass Door
- Showermi\$er Hot Water Recycling System
- Oxygenics® Shower Head
- Designer Tile Backsplash in Bathroom
- 12-volt Attic Fan with Cover in Bathroom

ENTERTAINMENT

- 55" Smart HDTV in Living Area (B42 & F42)
- 43" HDTV & 55" Smart HDTV in Living Area (R40)
- 32" LED HDTV in Cockpit Overhead (B42, & F42)
- Tablet Holder and USB Charge Ports in Bunk Beds (B42)
- JBL® Sound Bar with Bluetooth® in Living Area
- Sony® Blu-Ray Players in Living Area & Bedroom
- 32" LED HDTV in Bedroom
- Exterior 40" LED HDTV on Swivel Bracket with Sound Bar with Bluetooth®
- Cable TV & HDMI Video Distribution Ready
- Satellite Mounting Backer in Roof
- Winegard® Trav'ler Satellite Dish (HD Capable with DirecTV in U.S. & Shaw Direct in Canada)
- Winegard® Connect™ 2.0 WiFi / 4G / TV Antenna

ELECTRICAL & PLUMBING

- Cummins Onan® RV QD 10,000 Diesel Generator on Power Slideout
- Automatic Generator Start
- 50-amp Shoreline Power Cord & 12-volt Retractable Cord Reel
- Automatic Transfer Switch with Power Protection
- 2000-watt Pure Sine Inverter/ 100-amp Converter
- Triple Roof Air Conditioners with Heat Pumps
- Energy Management System
- Rapid Camp+® Multiplex Wiring Control System with 7" Screen, WiFi-Enabled & SurgeGuard® Electrical Protection
- 100-watt Solar Charging System with Control Through Main Multiplex Control Panel
- Six (6) Auxiliary House Batteries
- Battery Disconnect Switch
- Aqua-Hot® 250D Hydronic Furnace & Water Heating System with Multiplex Control
- Water Heater By-Pass System
- 12-volt Retractable Fresh Water Hose Reel
- 360° Siphon® RV Holding Tank Vent Cap
- Enclosed & Heated Holding Tanks
- E-Z Flow Water Panel with Whole-House Water Filtration
- Black Tank Flush System
- Outside Shower
- Stackable Washer & Dryer
- Central Vacuum System with Toe-Kick Dustpan

For a complete listing of available features, visit thormotorcoach.com/venetian.

Use your phone's camera to find out more information.



LIFESTYLE EDITION

BRIDGEPORT - ACCENT



SHELL GRAY - MAIN

OPTIONAL STUDIO COLLECTION



REGATTA

	R40	B42	F42
Chassis	Freightliner XRC	Freightliner XRC	Freightliner XRC
Gross Vehicle (GVWR)	38,700	44,700	44,700
Gross Combined (GCWR)	48,700	59,700	59,700
Wheel Base	266"	266"	266"
Exterior Length (w/o ladder)	41'	43'	43'
Exterior Height (w/AC)	12'-10"	12'-10"	12'-10"
Exterior Width (w/o mirrors)	101"	101"	101"
Interior Height (living area)	84"	84"	84"
Awning Size	18'	18'	14'
Fuel (gal)	100	100	100
Fresh/Waste/Gray Water (gal)	91 / 51 / 70	91 / 51 / 70	91 / 51 / 70
Water Heater (gal)	Tankless	Tankless	Tankless
Furnace (BTUs)	40,000	40,000	40,000
Exterior Storage Capacity (cu. ft.)	221	215	215
Hitch Weight Rating (lbs)	10,000	15,000	15,000



IMPORTANT—PLEASE READ: This brochure reflects product design, fabrication, material, components and specifications at the date of printing, which date is disclosed below. Please visit us online at ThorMotorCoach.com or consult with your selling dealership for the latest in standards, options, specification and technical information. Photographs in the brochure may depict optional equipment or may only be available in certain floor plans. Components, appliances and the chassis may have been manufactured in a calendar year before the vehicle's designated model year. All capacities are approximate. The actual length of the vehicle may differ from that indicated in the brochure due to variances in the manufacturing processes and/or installed components. All dry weights are based on standard model features and do not include optional features or equipment. Component part and appliance manufacturers issue limited warranties covering portions of the vehicle not covered under the limited warranty we issue. Copyright Thor Motor Coach, Inc. © OH 10/01/2022

P.O. Box 1486, Elkhart, IN 46515 Sales Department: 800.860.5658

thormotorcoach.com/venetian

