



WINNEBAGO

**WINNEBAGO**

**FORZA<sup>®</sup>**





WINNEBAGO

**WINNEBAGO**

**FORZA<sup>®</sup>**













## Discover More Freedom in Forza.<sup>®</sup>

---

Feeling the pull of a diesel pusher?  
The Winnebago<sup>®</sup> Forza<sup>®</sup> delivers all the  
power, performance upgrades and enhanced  
ride quality you're looking for, along with the  
versatility, convenience and value to take  
your adventures to the next level.





## Discover More Freedom in Forza.<sup>®</sup>

---

Feeling the pull of a diesel pusher?  
The Winnebago<sup>®</sup> Forza<sup>®</sup> delivers all the  
power, performance upgrades and enhanced  
ride quality you're looking for, along with the  
versatility, convenience and value to take  
your adventures to the next level.



Set your  
sights on your  
next great  
adventure.





Set your  
sights on your  
next great  
adventure.







### **Purpose built. Power to spare.**

The Forza combines the rugged Freightliner® XCS chassis with our signature steel SuperStructure® for uncompromising ride quality, while the 340-hp Cummins® ISB Engine delivers superior towing power.



### **More Room to Move**

Choose from three spacious and remarkably versatile floorplans, with up to three slideouts, two baths and accommodations for up to 8 overnight guests. Engineered to entertain, the Forza offers an expansive living area, available theater seating and plentiful storage.

### **A Whole New Point of View**

Superior comfort meets next-gen technology inside the Forza cab. From multi-adjustable recline and fixed lumbar support to full Apple CarPlay® and USB/HDMI connectivity, there is zero compromise at the wheel. The OptiView™ Dash system includes fully integrated gauges, touch-screen controls and a 360° camera system.



### **Radio/Rearview Monitor System**

With 9" LCD color touch screen, handheld remote, rear color camera, Sirius-XM®-ready, USB input, HDMI/MHL connectivity, AppleCarPlay®, AndroidAuto.™





### **Purpose built. Power to spare.**

The Forza combines the rugged Freightliner® XCS chassis with our signature steel SuperStructure® for uncompromising ride quality, while the 340-hp Cummins® ISB Engine delivers superior towing power.



### **More Room to Move**

Choose from three spacious and remarkably versatile floorplans, with up to three slideouts, two baths and accommodations for up to 8 overnight guests. Engineered to entertain, the Forza offers an expansive living area, available theater seating and plentiful storage.

### **A Whole New Point of View**

Superior comfort meets next-gen technology inside the Forza cab. From multi-adjustable recline and fixed lumbar support to full Apple CarPlay® and USB/HDMI connectivity, there is zero compromise at the wheel. The OptiView™ Dash system includes fully integrated gauges, touch-screen controls and a 360° camera system.



### **Radio/Rearview Monitor System**

With 9" LCD color touch screen, handheld remote, rear color camera, Sirius-XM®-ready, USB input, HDMI/MHL connectivity, AppleCarPlay®, AndroidAuto.™



# A beauty, more than skin-deep.

With more sophisticated styling as well as a number of exterior updates, the newest Forza shines in any environment. Available in lengths from 35'6" to 39'10", the Forza offers plenty of secure, easily accessible storage, plus an array of features to make every stay more comfortable and enjoyable.

- 1** Premium high-gloss sidewalls, highlighted with new exterior full-body paint for a more contemporary look.
- 2** Up to 228 cubic feet of lighted, heated and lined exterior storage, including a large pass-through storage bay. Side-hinged doors and rotary-style latches provide a more secure closure.
- 3** 10,000-lb. drawbar trailer hitch with 500-lb. maximum vertical tongue weight and 7-pin trailer wiring.
- 4** Stylish aluminum wheels reduce unsprung weight versus steel wheels
- 5** Shorter (12') exterior height to improve crosswind stability while still allowing 6'8" ceilings inside.
- 6** Powered patio awning with LED lighting, supplemented by an additional powered awning with LED lighting (34T) or separate powered awning shielding the entrance door (36H, 38W).
- 7** Full-perimeter ground effects lighting package for soft ambient lighting.
- 8** Exterior compartment with 110vac power, TV antenna and 3-way A/V receptacles, ready for the available exterior entertainment center and its 32" HDTV.
- 9** Pet leash tie down.





# A beauty, more than skin-deep.

With more sophisticated styling as well as a number of exterior updates, the newest Forza shines in any environment. Available in lengths from 35'6" to 39'10", the Forza offers plenty of secure, easily accessible storage, plus an array of features to make every stay more comfortable and enjoyable.

- 1** Premium high-gloss sidewalls, highlighted with new exterior full-body paint for a more contemporary look.
- 2** Up to 228 cubic feet of lighted, heated and lined exterior storage, including a large pass-through storage bay. Side-hinged doors and rotary-style latches provide a more secure closure.
- 3** 10,000-lb. drawbar trailer hitch with 500-lb. maximum vertical tongue weight and 7-pin trailer wiring.
- 4** Stylish aluminum wheels reduce unsprung weight versus steel wheels
- 5** Shorter (12') exterior height to improve crosswind stability while still allowing 6'8" ceilings inside.
- 6** Powered patio awning with LED lighting, supplemented by an additional powered awning with LED lighting (34T) or separate powered awning shielding the entrance door (36H, 38W).
- 7** Full-perimeter ground effects lighting package for soft ambient lighting.
- 8** Exterior compartment with 110vac power, TV antenna and 3-way A/V receptacles, ready for the available exterior entertainment center and its 32" HDTV.
- 9** Pet leash tie down.













# Freightliner XCS Chassis

---

## **1 Cummins® ISB 6.7L 340HP "Clean Air Diesel" Engine**

Delivers 700-lb torque for hill-climbing power when you need it.

## **2 Allison® 2500M 6-Speed Automatic Transmission**

Located on DriveTech's right hand column-mounted control.

## **3 Rear Axle**

Incorporates proprietary machined gears for a smoother, quieter ride.

## **4 Sachs Shock**

Enhance control while delivering a smooth ride.

## **5 Neway® Front Air Suspension**

Soaks up the bumps for a comfortable ride and consistent handling.

## **6 V-Ride Rear Suspension**

Superior roll stability and predictable handling in all road conditions

## **7 4-Wheel ABS Anti-Lock Air Brake**

Provides safe stopping power.

## **8 Exhaust Safe Brake**

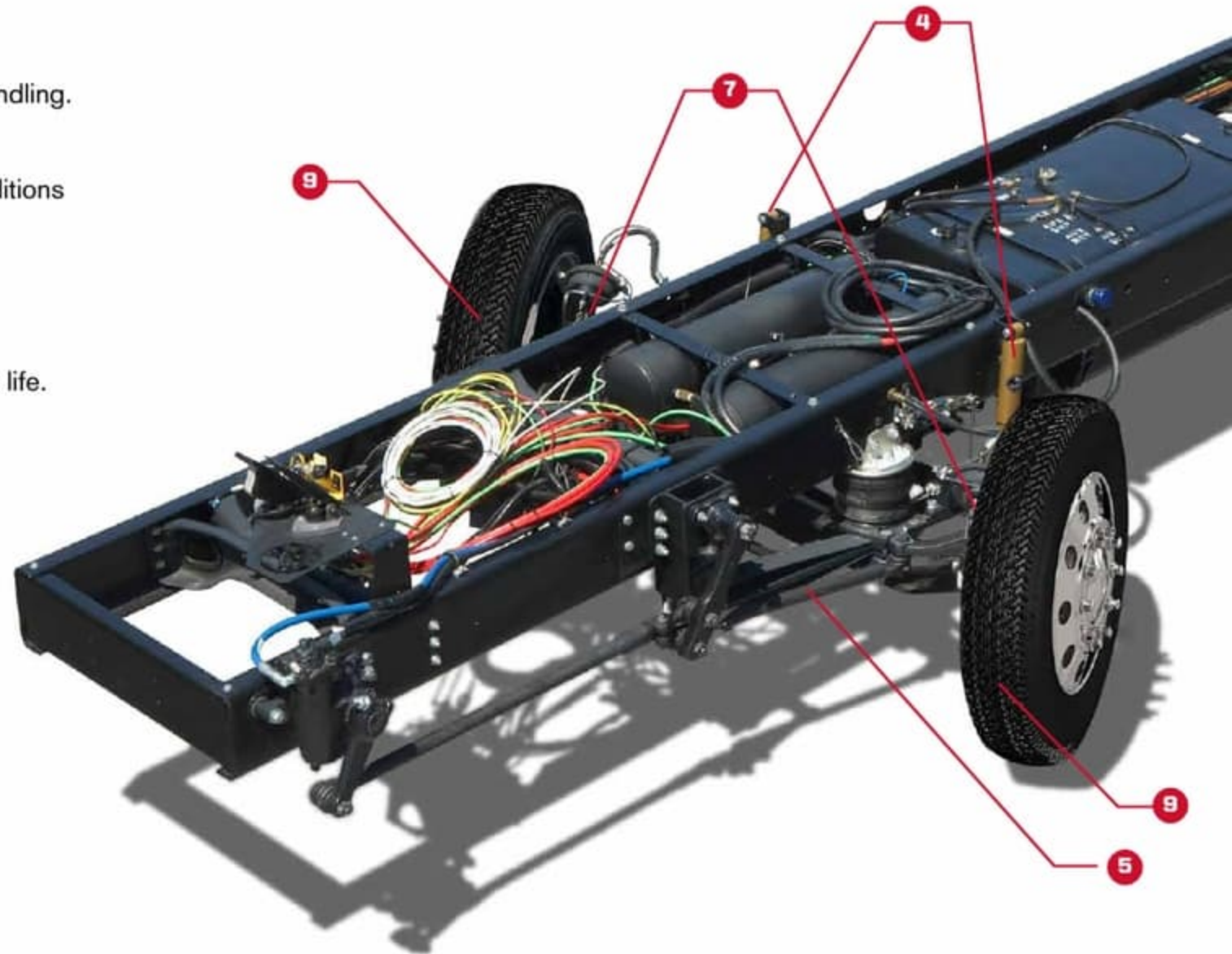
Uses compression to slow the coach, promoting longer brake life.

## **9 Michelin® Tires**

And polished aluminum wheels.

## **10 BrakeSync**

Factory-installed, factory-warranted supplemental braking system for your tow vehicle.





# Freightliner XCS Chassis

---

## **1 Cummins® ISB 6.7L 340HP “Clean Air Diesel” Engine**

Delivers 700-lb torque for hill-climbing power when you need it.

## **2 Allison® 2500M 6-Speed Automatic Transmission**

Located on DriveTech's right hand column-mounted control.

## **3 Rear Axle**

Incorporates proprietary machined gears for a smoother, quieter ride.

## **4 Sachs Shock**

Enhance control while delivering a smooth ride.

## **5 Neway® Front Air Suspension**

Soaks up the bumps for a comfortable ride and consistent handling.

## **6 V-Ride Rear Suspension**

Superior roll stability and predictable handling in all road conditions

## **7 4-Wheel ABS Anti-Lock Air Brake**

Provides safe stopping power.

## **8 Exhaust Safe Brake**

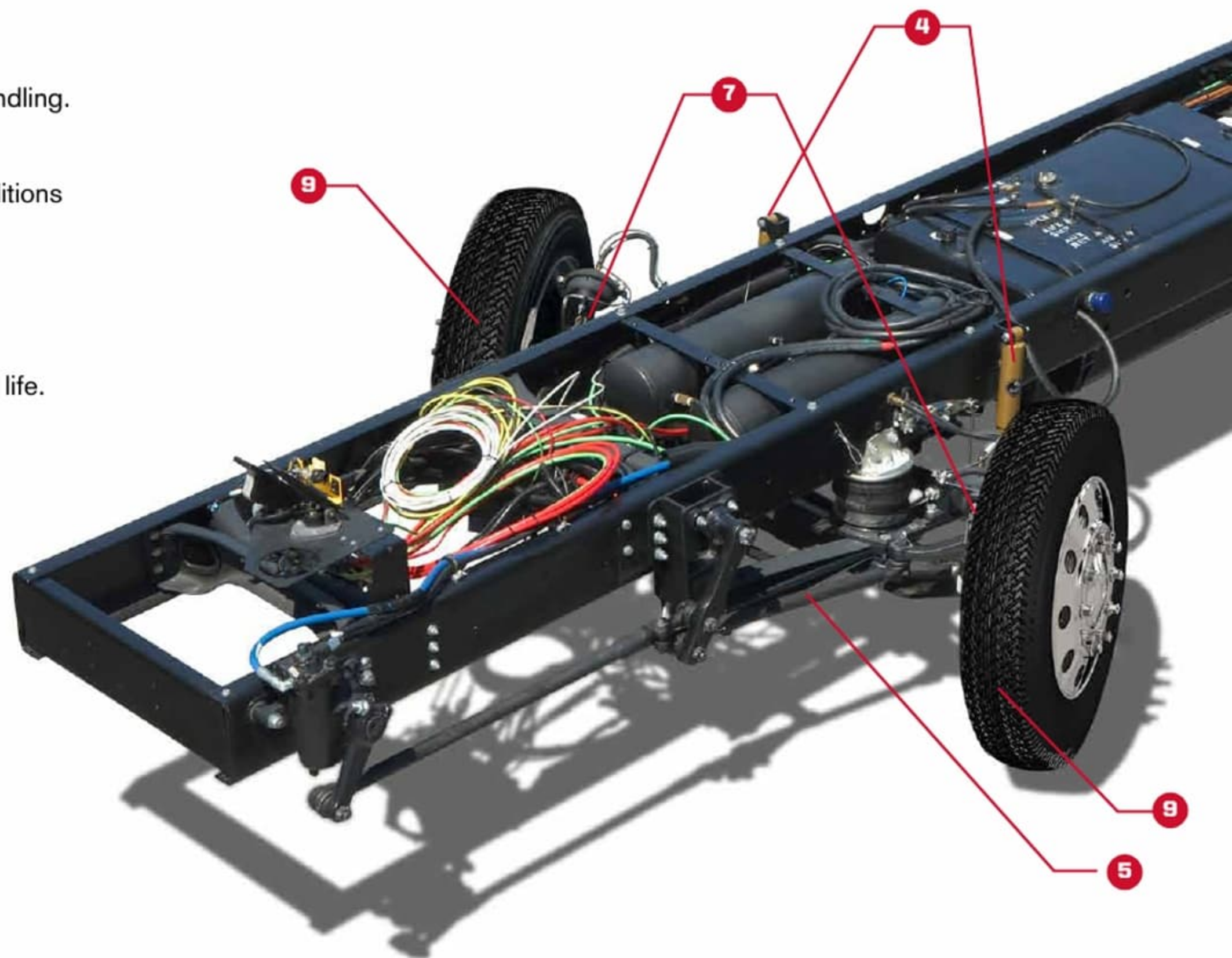
Uses compression to slow the coach, promoting longer brake life.

## **9 Michelin® Tires**

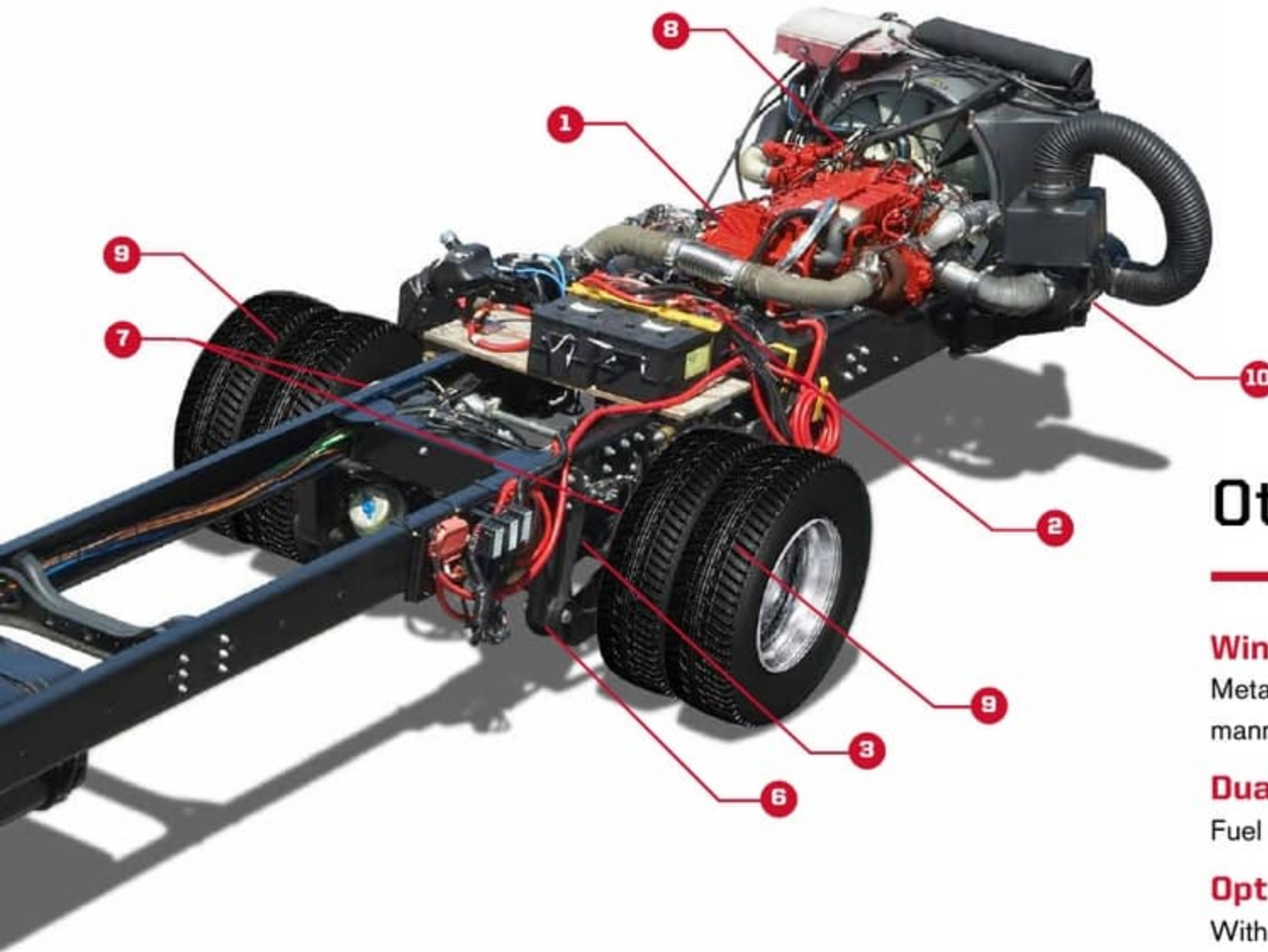
And polished aluminum wheels.

## **10 BrakeSync**

Factory-installed, factory-warranted supplemental braking system for your tow vehicle.







## Other Key Features

### **Winnebago Industries SuperStructure®**

Metal framework integrated with the XCS chassis delivers a well-mannered ride while providing up to 228 cubic feet of exterior storage.

### **Dual-Fill Fuel Tank**

Fuel up on whichever side of your Forza is more convenient.

### **OptiView™ Digital Instrument Cluster**

With adjustable brightness, anti-glare display and easy-to-read interface.

### **10,000-LB Trailer Hitch**

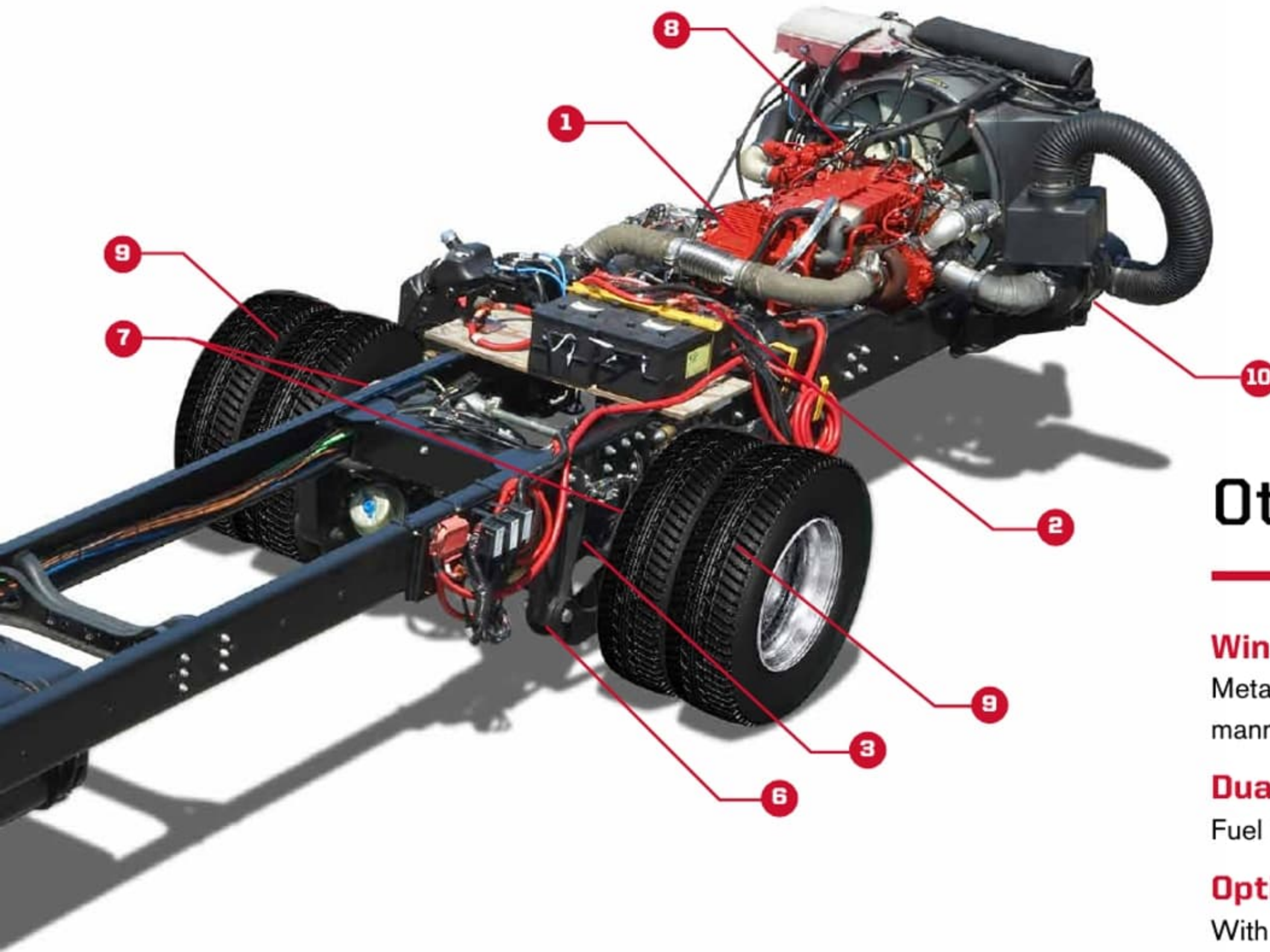
### **3-Point Engine Mounting**

Reduces engine vibration.

### **DriveTech Customizable System**

The first RV driving system to maximize safety by putting every command in one easy-to-reach location, creating an automotive-like feel and setting the industry standard for luxury RV driving.





## Other Key Features

### **Winnebago Industries SuperStructure®**

Metal framework integrated with the XCS chassis delivers a well-mannered ride while providing up to 228 cubic feet of exterior storage.

### **Dual-Fill Fuel Tank**

Fuel up on whichever side of your Forza is more convenient.

### **OptiView™ Digital Instrument Cluster**

With adjustable brightness, anti-glare display and easy-to-read interface.

### **10,000-LB Trailer Hitch**

### **3-Point Engine Mounting**

Reduces engine vibration.

### **DriveTech Customizable System**

The first RV driving system to maximize safety by putting every command in one easy-to-reach location, creating an automotive-like feel and setting the industry standard for luxury RV driving.



# Step into your new comfort zone: outside the Forza.<sup>®</sup>

---

With intelligent exterior storage and space-extending built-ins, the Forza helps you pack more into every outdoor moment.

## Store more

Up to 228 cubic feet of integrated exterior storage ensures nothing gets left off your packing list.

## Stay fresh

Exterior wash station keeps your gear clean and ready for tomorrow.

## Turn Heads

The dynamic graphics package is a real head-turner from highway to hook-up, sun up to sundown.

## Create More Space

Innovative powered armless awnings ensure you and the entire crew have it made in the shade.

## Take it outside

With ground effects lighting to help set the mood, the available exterior entertainment system turns the patio area into the ultimate outdoor entertainment space.





# Step into your new comfort zone: outside the Forza.<sup>®</sup>

---

With intelligent exterior storage and space-extending built-ins, the Forza helps you pack more into every outdoor moment.

## Store more

Up to 228 cubic feet of integrated exterior storage ensures nothing gets left off your packing list.

## Stay fresh

Exterior wash station keeps your gear clean and ready for tomorrow.

## Turn Heads

The dynamic graphics package is a real head-turner from highway to hook-up, sun up to sundown.

## Create More Space

Innovative powered armless awnings ensure you and the entire crew have it made in the shade.

## Take it outside

With ground effects lighting to help set the mood, the available exterior entertainment system turns the patio area into the ultimate outdoor entertainment space.















34T



36H



38W



Dotted lines denote overhead storage area. Blue dashed lines denote sleeping areas. Floorplans are representations only and are subject to change. Please contact a certified Winnebago dealer for more information.





34T



36H



38W



Dotted lines denote overhead storage area. Blue dashed lines denote sleeping areas. Floorplans are representations only and are subject to change. Please contact a certified Winnebago dealer for more information.





## Fully Equipped. To Far Exceed.

---

### **Binge Ready**

The plush RestEasy® sofa, 50" HDTV and optional theater seating make any night perfect for movie night in.

### **The Right Touch**

Ultrafabrics® furnishings and plank flooring deliver an upscale feel to the living spaces, highlighted throughout with well-appointed LED ceiling lights.

### **Dine In. Roll Out.**

Generous storage, Corian® countertops and standard 2-door residential-style refrigerator make an uncompromising galley experience.

### **Details Done Well**

With a spacious shower (two in the 38W) with textured glass door, skylight, and plenty of storage for linens, the bath and available washer/dryer are intelligently integrated into each floorplan.



### **Hello, Good Nights**

Using the control panel, the 34T standard king bed (optional 36H) adjusts side-to-side to provide for walkaround space on either side of the bed and the optional StudioLoft™ bed upfront, along with bunk beds (38W) and room-divider curtain, the Forza comfortably accommodates up to 8 overnight guests. And everyone will rest easier with the wireless phone chargers built into each nightstand.





## Fully Equipped. To Far Exceed.

### **Binge Ready**

The plush RestEasy® sofa, 50" HDTV and optional theater seating make any night perfect for movie night in.



### **The Right Touch**

Ultrafabrics® furnishings and plank flooring deliver an upscale feel to the living spaces, highlighted throughout with well-appointed LED ceiling lights.

### **Dine In. Roll Out.**

Generous storage, Corian® countertops and standard 2-door residential-style refrigerator make an uncompromising galley experience.

### **Details Done Well**

With a spacious shower (two in the 38W) with textured glass door, skylight, and plenty of storage for linens, the bath and available washer/dryer are intelligently integrated into each floorplan.



### **Hello, Good Nights**

Using the control panel, the 34T standard king bed (optional 36H) adjusts side-to-side to provide for walkaround space on either side of the bed and the optional StudioLoft™ bed upfront, along with bunk beds (38W) and room-divider curtain, the Forza comfortably accommodates up to 8 overnight guests. And everyone will rest easier with the wireless phone chargers built into each nightstand.



WINNEBAGO

# FORZA® / Specifications

WEIGHTS & MEASURES	34T	36H	38W
Exterior Length	35'6"	37'9"	39'10"
Exterior Height <sup>1</sup>	12'	12'	12'
Exterior Width <sup>2</sup>	8'5.5"	8'5.5"	8'5.5"
Exterior Storage <sup>3</sup> (cu. ft.)	153	222	228
Awning Length	17'2"	11'9"	20'
Interior Height	6'8"	6'8"	6'8"
Interior Width	8'0.5"	8'0.5"	8'0.5"
Freshwater Tank Capacity <sup>4</sup> (gal.)	84	84	100
Water Heater Capacity (gal.)	10	10	10
Holding Tank Capacity - Black <sup>5</sup> (gal.)	48	48	49
Holding Tank Capacity - Gray <sup>6</sup> (gal.)	54	44	48/51
LP Capacity <sup>7</sup> (lbs.)	97	97	97
Fuel Capacity (gal.)	90	90	90
GCWR <sup>8</sup> (lbs.)	30,000	33,000	33,000
GVWR (lbs.)	26,000	27,910	29,410
GAWR - Front (lbs.)	10,410	10,410	10,410
GAWR - Rear (lbs.)	17,500	17,500	19,000
Wheelbase	208"	236"	260"
Sleeps <sup>9</sup>	5	6	8

## Chassis

Freightliner® XCS Chassis  
 26,000-lb. chassis, Allison® 6-speed automatic  
 2500 MH transmission (34T)  
 27,910-lb. chassis, Allison 6-speed automatic  
 2500 MH transmission (36H)  
 29,410-lb. chassis, Allison 6-speed automatic  
 2500 MH transmission (38W)  
 340-hp Cummins® ISB 6.7L  
 NeWay® front air suspension  
 V-Ride rear air suspension  
 OptiView™ dash, digital instrument panel cluster  
 DriveTech driving system  
 160-amp. alternator  
 Air brakes w/ABS  
 Engine exhaust brake  
 Rear cap engine intake screen  
 Automatic hydraulic leveling jacks  
 7-pin trailer wiring  
 Trailer hitch 10,000-lb. drawbar/500-lb. maximum  
 vertical tongue weight  
 Stylized Aluminum Wheels  
 Slide room lock system  
 Information display center

## Cab Conveniences

Cab seats adjustable armrests, swivel, fixed lumbar  
 support, and multi-adjustable recline  
 6-way power assist driver & passenger seat pedestal  
 3-point seat belts  
 Radio/Rearview Monitor System w/10.1" LCD color touch  
 screen, handheld remote, rear color camera, Sirius-XM®-ready,  
 USB input, HDMI/MHL connectivity, Apple CarPlay® Android Auto™  
 Cruise control  
 12-volt power supply for CB radio  
 Powered blackout roller visor/shade (front windshield)  
 Blackout roller shade (driver and passenger windows)  
 Chassis/house battery radio power switch  
 Power mirrors w/defrost and sideview camera  
 Power steering  
 TRW® tilt/telescopic steering column w/foot-actuated pedal  
 Powered step well cover (NA 34T)  
 Cell phone interface to radio

### OPTIONAL EQUIPMENT

Lounger passenger cab seat w/footrest and flip-up workstation  
 SiriusXM® (includes 90-day trial subscription), receiver, remote,  
 antenna  
 JBL premium audio tuned 360-watt amplifier w/5 speakers  
 including subwoofer

## Interior

50" HDTV  
 Theater Seating (34T)  
 TrueComfort+ and Sofa Sleeper (36H, 38W)  
 BenchMark® Dinette  
 Satellite system ready  
 Multi-plex wall switches  
 Digital TV amplified antenna system  
 Home theater sound bar system  
 Electric fireplace (36H, 38W)  
 LED ceiling lights  
 Blackout roller shades  
 Soft vinyl ceiling  
 OnePlace® systems center  
 Dual pane, tinted countoured windows  
 Powered ventilator fan (galley)  
 Washer and dryer prep  
 Assist bar  
 Vinyl flooring throughout  
 USB chargers (cab, lounge, bedroom)  
 Pull-out Table (36H)  
 Firefly Switch Panel lights up when dark

### OPTIONAL EQUIPMENT

Washer and dryer  
 Winegard Trav'ler® automatic HDTV satellite system for  
 DirecTV® and Dish® Network  
 Electric fireplace (34T)  
 Solar/blackout roller shades  
 Theater Seating (36H, 38W)  
 RestEasy® loveseat (34T)  
 Studio Loft™ (powered w/ladder and LED lighting)

## Galley

Corian® countertops  
 Corian Sink Covers  
 2-door 16 cu. ft. 110 VAC Residential refrigerator/  
 freezer, icemaker w/flip travel latch (34T, 36H)  
 2-door 19 cu. ft. 110 VAC Residential refrigerator/  
 freezer, icemaker w/flip travel latch (38W)  
 Microwave/convection oven w/range fan and touch control  
 3-burner range top w/storage below, w/glass bi-fold range  
 cover  
 Pantry  
 Counter top w/flip-up extension (34T, 36H)

## Bath

Shower 38"x30"  
 Shower 30"x34" (mid-coach) (38W)  
 Flexible handheld showerhead  
 Textured glass shower door  
 Skylight  
 Porcelain toilet w/foot pedal and sprayer (electric flush in  
 rear bath 38W)  
 Powered roof vent(s)  
 Medicine cabinet  
 Linen cabinet (NA 38W)

Tissue holder  
 Towel bar(s)  
 Towel ring(s)  
 Laminate countertop  
 Matching sink cover (38W master bath)

## Bedroom

28" HDTV (38W)  
 32" HDTV (34T)  
 40" HDTV (36H)  
 King InnoMax® Eurotop Freedom air mattress  
 w/controllers with storage (34T)  
 Queen bed w/innerspring mattress and storage below  
 (36H, 38W)  
 Bedspread and pillow shams  
 Bunk Beds (38W)  
 Room divider curtain (38W bunk beds)  
 Headboard  
 Wardrobe  
 Induction Chargers in each nightstand

### OPTIONAL EQUIPMENT

Queen InnoMax Eurotop Freedom air mattress  
 w/controllers (36H, 38W)  
 King InnoMax Eurotop Freedom air mattress  
 w/controllers (36H)

## Exterior

Powered patio awning w/LED lighting  
 2nd powered patio awning w/LED lighting (34T)  
 Powered awning over entrance door (36H, 38W)  
 Exterior compartment 110-volt duplex, TV antenna and  
 3-way A/V receptacles  
 KeyOne® lock system  
 LED porch light w/Interior switch  
 Lighted storage compartments  
 Automatic entrance steps  
 Assist handle  
 Lower front protective mask  
 Pet Pal leash tie down  
 Premium high-gloss sidewall skin  
 QuickPort service connection hatch for power cord, dump  
 hose, and water lines  
 Undercarriage lighting

### OPTIONAL EQUIPMENT

Exterior entertainment center w/32" HDTV

## Heating & Cooling System

2-13,500 BTU air conditioners (1 A/C, 1 A/C w/heat pump)  
 (34T)  
 2-15,000 BTU air conditioners (1 A/C, 1 A/C w/heat pump)  
 (36H, 38W)  
 35,000 BTU ducted furnace (34T)  
 40,000 BTU ducted furnace (36H)  
 2-20,000 BTU ducted furnaces (38W)



WINNEBAGO

FORZA® / Specifications

WEIGHTS & MEASURES	34T	36H	38W
Exterior Length	35'6"	37'9"	39'10"
Exterior Height <sup>1</sup>	12'	12'	12'
Exterior Width <sup>2</sup>	8'5.5"	8'5.5"	8'5.5"
Exterior Storage <sup>3</sup> [cu. ft.]	153	222	228
Awning Length	17'2"	11'9"	20'
Interior Height	6'8"	6'8"	6'8"
Interior Width	8'0.5"	8'0.5"	8'0.5"
Freshwater Tank Capacity <sup>4</sup> [gal.]	84	84	100
Water Heater Capacity [gal.]	10	10	10
Holding Tank Capacity - Black <sup>4</sup> [gal.]	48	48	49
Holding Tank Capacity - Gray <sup>4</sup> [gal.]	54	44	48/51
LP Capacity <sup>5</sup> [lbs.]	97	97	97
Fuel Capacity [gal.]	90	90	90
GCWR <sup>6</sup> [lbs.]	30,000	33,000	33,000
GVWR [lbs.]	26,000	27,910	29,410
GAWR - Front [lbs.]	10,410	10,410	10,410
GAWR - Rear [lbs.]	17,500	17,500	19,000
Wheelbase	208"	236"	260"
Sleeps <sup>7</sup>	5	6	8

## Chassis

Freightliner® XCS Chassis  
26,000-lb. chassis, Allison® 6-speed automatic 2500 MH transmission (34T)  
27,910-lb. chassis, Allison 6-speed automatic 2500 MH transmission (36H)  
29,410-lb. chassis, Allison 6-speed automatic 2500 MH transmission (38W)  
340-hp Cummins® ISB 6.7L  
NeWay® front air suspension  
V-Ride rear air suspension  
OptiView™ dash, digital instrument panel cluster  
DriveTech driving system  
160-amp. alternator  
Air brakes w/ABS  
Engine exhaust brake  
Rear cap engine intake screen  
Automatic hydraulic leveling jacks  
7-pin trailer wiring  
Trailer hitch 10,000-lb. drawbar/500-lb. maximum vertical tongue weight  
Stylized Aluminum Wheels  
Slide room lock system  
Information display center

## Cab Conveniences

Cab seats adjustable armrests, swivel, fixed lumbar support, and multi-adjustable recline  
6-way power assist driver & passenger seat pedestal  
3-point seat belts  
Radio/Rearview Monitor System w/10.1" LCD color touch screen, handheld remote, rear color camera, Sirius-XM®-ready, USB input, HDMI/MHL connectivity, Apple CarPlay® Android Auto™  
Cruise control  
12-volt power supply for CB radio  
Powered blackout roller visor/shade (front windshield)  
Blackout roller shade (driver and passenger windows)  
Chassis/house battery radio power switch  
Power mirrors w/defrost and sideview camera  
Power steering  
TRW® tilt/telescopic steering column w/foot-actuated pedal  
Powered step well cover (NA 34T)  
Cell phone interface to radio

### OPTIONAL EQUIPMENT

Lounger passenger cab seat w/footrest and flip-up workstation  
SiriusXM® (includes 90-day trial subscription), receiver, remote, antenna  
JBL premium audio tuned 360-watt amplifier w/5 speakers including subwoofer

## Interior

50" HDTV  
Theater Seating (34T)  
TrueComfort+ and Sofa Sleeper (36H, 38W)  
BenchMark® Dinette  
Satellite system ready  
Multi-plex wall switches  
Digital TV amplified antenna system  
Home theater sound bar system  
Electric fireplace (36H, 38W)  
LED ceiling lights  
Blackout roller shades  
Soft vinyl ceiling  
OnePlace® systems center  
Dual pane, tinted countoured windows  
Powered ventilator fan [galley]  
Washer and dryer prep  
Assist bar  
Vinyl flooring throughout  
USB chargers [cab, lounge, bedroom]  
Pull-out Table (36H)  
Firefly Switch Panel lights up when dark

### OPTIONAL EQUIPMENT

Washer and dryer  
Winegard Trav'ler® automatic HDTV satellite system for DirecTV® and Dish® Network  
Electric fireplace (34T)  
Solar/blackout roller shades  
Theater Seating (36H, 38W)  
RestEasy® loveseat (34T)  
Studio Loft™ (powered w/ladder and LED lighting)

## Galley

Corian® countertops  
Corian Sink Covers  
2-door 16 cu. ft. 110 VAC Residential refrigerator/freezer, icemaker w/flip travel latch (34T, 36H)  
2-door 19 cu. ft. 110 VAC Residential refrigerator/freezer, icemaker w/flip travel latch (38W)  
Microwave/convection oven w/range fan and touch control  
3-burner range top w/storage below, w/glass bi-fold range cover  
Pantry  
Counter top w/flip-up extension (34T, 36H)

## Bath

Shower 38"x30"  
Shower 30"x34" (mid-coach) (38W)  
Flexible handheld showerhead  
Textured glass shower door  
Skylight  
Porcelain toilet w/foot pedal and sprayer (electric flush in rear bath 38W)  
Powered roof vent(s)  
Medicine cabinet  
Linen cabinet (NA 38W)

Tissue holder  
Towel bar(s)  
Towel ring(s)  
Laminate countertop  
Matching sink cover (38W master bath)

## Bedroom

28" HDTV (38W)  
32" HDTV (34T)  
40" HDTV (36H)  
King InnoMax® Eurotop Freedom air mattress w/controllers with storage (34T)  
Queen bed w/innerspring mattress and storage below (36H, 38W)  
Bedsread and pillow shams  
Bunk Beds (38W)  
Room divider curtain (38W bunk beds)  
Headboard  
Wardrobe  
Induction Chargers in each nightstand

### OPTIONAL EQUIPMENT

Queen InnoMax Eurotop Freedom air mattress w/controllers (36H, 38W)  
King InnoMax Eurotop Freedom air mattress w/controllers (36H)

## Exterior

Powered patio awning w/LED lighting  
2nd powered patio awning w/LED lighting (34T)  
Powered awning over entrance door (36H, 38W)  
Exterior compartment 110-volt duplex, TV antenna and 3-way A/V receptacles  
KeyOne® lock system  
LED porch light w/Interior switch  
Lighted storage compartments  
Automatic entrance steps  
Assist handle  
Lower front protective mask  
Pet Pal leash tie down  
Premium high-gloss sidewall skin  
QuickPort service connection hatch for power cord, dump hose, and water lines  
Undercarriage lighting

### OPTIONAL EQUIPMENT

Exterior entertainment center w/32" HDTV

## Heating & Cooling System

2-13,500 BTU air conditioners (1 A/C, 1 A/C w/heat pump) (34T)  
2-15,000 BTU air conditioners (1 A/C, 1 A/C w/heat pump) (36H, 38W)  
35,000 BTU ducted furnace (34T)  
40,000 BTU ducted furnace (36H)  
2-20,000 BTU ducted furnaces (38W)





## Electrical System

**Service Center** cable TV input, 50-amp power cord, shoreline/generator automatic changeover switch, portable satellite hookup

**2,000-watt inverter/charger** w/remote panel with coach battery disconnect switch

**6,000-watt Cummins Onan® generator**

**Auxiliary start circuit**

**AC/DC electrical distribution system**

**4 deep-cycle Group 31 Marine/RV batteries**

**Battery disconnect system** (coach and chassis)

**PowerLine® Energy Management System**

**Automatic dual-battery charge control**

**Automatic generator start system**

**Wifi router signal booster**

## Plumbing System

**Service Center pressurized city water hookup** w/diverter fill, freshwater drain, drainage valves, exterior wash station w/pump switch, holding tank flushing system, 20' sewer hose

**On-demand water pump**

**TrueLevel™ holding tank monitoring system**

**Permanent-mount LP tank** w/gauge

**Heated holding tank compartment**

**Water system winterization package**

**Water system filtration package**

**TruTank Level Sensor**

**Tankless water heater** w/recirculating pump

## Safety

**LP, smoke, and carbon monoxide detectors**

**Fire extinguisher**

**Ground fault interrupter**

**High-mount brake lamps**

**Daytime running lamps**

**Child seat tether anchor**

## Warranty

**36-month/100,000-mile basic limited warranty\***

**10-year limited parts-and-labor warranty on fiberglass roof skin\***

\*See your dealer for complete warranty information.

### FOOTNOTES

1. The height of each model is measured to the top of the tallest standard feature and is based on the curb weight of a typically equipped unit. The actual height of our vehicle may vary by several inches depending on chassis or equipment variations. Please contact your dealer for further information.
2. Floorplans feature a wide-body design - over 96-inches. In making your purchase decision, you should be aware that some states restrict access on some or all state roads to 96-inches in body width. Before making your purchase decision, you should confirm the road usage laws in the states of interest to you.
3. The load capacity of your motorhome is designated by weight, not by volume, so you cannot necessarily use all available space when loading your motorhome.
4. Capacities are based on measurements prior to tank installation. Slight capacity variations can result due to installation applications.

5. Capacities shown are tank manufacturer's listed water capacity (W.C.). Actual filled LP capacity is 80% of listing due to overfilling prevention device on tank.

6. Actual towing capacity is dependent on your particular loading and towing circumstances which includes the GVWR, GAWR and GCWR, as well as adequate trailer brakes. Please refer to the Operator's Manual of your vehicle for further towing information.

7. Sleeping capacity is the maximum based on a specific floorplan.

Because features, specification, equipment, and options may vary from those highlighted on this website, the buyer is responsible for confirming with the dealer the features, specifications, equipment, and options included in their specific vehicle.

In addition, Winnebago's program of continuous product improvement may result in changes to vehicle specifications, equipment, model availability, and price without notice.

\*\*Base Manufacturers Suggested Retail Price shown. Base price does not include tax, title, license, delivery charges or optional features. Prices are subject to change without notice.

Freightliner is a registered trademark of Daimler Truck North America LLC. OptiView is a trademark of Freightliner Custom Chassis Corp. Neway is a registered trademark of SAF Holland Group. Onan is a registered trademark of Onan Corporation. CarPlay is a registered trademark of Apple Inc. Allison Transmission is a registered trademark of Allison Transmission, Inc. Michelin is a registered trademark of Michelin North America, Inc. SiriusXM is a registered trademark of Sirius XM Radio Inc. AndroidAuto is a trademark of Google LLC. RestEasy is a registered trademark of Hangzhou Aojushan Textile Technology Co., Ltd. Ultrafabrics is a registered trademark of Ultrafabrics Inc. Corian is a registered trademark of E.I. Du Pont De Nemours and Company. Trav'ler is a registered trademark of Winegard Company. DirecTV is a registered trademark of DirecTV, LLC. Dish Network is a registered trademark of EchoStar Satellite, LLC. InnoMax is a registered trademark of Innomax Corporation. KeyOne - is a TM. KeyOne is a trademark of TriMark Corporation.

## EXTERIORS



Hot Anvil



Moonlight



Silver Mist II

## DECOR

### Tapestry



Ultraselect Choice: Gray



Ultraselect Choice:  
Light Patterned



Driftwood II



Countertop



Residential Vinyl Flooring



Wall Board



Bedspread



Feature Fabric

### Alpine



Ultraselect Choice: Gray



Ultraselect Choice:  
Light Patterned



Walnut



Countertop



Residential Vinyl Flooring



Wall Board



Bedspread



Feature Fabric

### Mineral



Ultraselect Choice: Gray



Ultraselect Choice:  
Light Patterned



Sonoma



Countertop



Residential Vinyl Flooring



Wall Board



Bedspread



Feature Fabric





# Electrical System

**Service Center** cable TV input, 50-amp power cord, shoreline/generator automatic changeover switch, portable satellite hookup

**2,000-watt inverter/charger** w/remote panel with coach battery disconnect switch

**6,000-watt Cummins Onan® generator**

**Auxiliary start circuit**

**AC/DC electrical distribution system**

**4 deep-cycle Group 31 Marine/RV batteries**

**Battery disconnect system** (coach and chassis)

**PowerLine® Energy Management System**

**Automatic dual-battery charge control**

**Automatic generator start system**

**Wifi router signal booster**

# Plumbing System

**Service Center pressurized city water hookup** w/diverter fill, freshwater drain, drainage valves, exterior wash station w/pump switch, holding tank flushing system, 20' sewer hose

**On-demand water pump**

**TrueLevel™ holding tank monitoring system**

**Permanent-mount LP tank** w/gauge

**Heated holding tank compartment**

**Water system winterization package**

**Water system filtration package**

**TruTank Level Sensor**

**Tankless water heater** w/recirculating pump

# Safety

**LP, smoke, and carbon monoxide detectors**

**Fire extinguisher**

**Ground fault interrupter**

**High-mount brake lamps**

**Daytime running lamps**

**Child seat tether anchor**

# Warranty

**36-month/100,000-mile basic limited warranty\***

**10-year limited parts-and-labor warranty on fiberglass roof skin\***

\*See your dealer for complete warranty information.

## FOOTNOTES

1. The height of each model is measured to the top of the tallest standard feature and is based on the curb weight of a typically equipped unit. The actual height of our vehicle may vary by several inches depending on chassis or equipment variations. Please contact your dealer for further information.
2. Floorplans feature a wide-body design - over 96-inches. In making your purchase decision, you should be aware that some states restrict access on some or all state roads to 96-inches in body width. Before making your purchase decision, you should confirm the road usage laws in the states of interest to you.
3. The load capacity of your motorhome is designated by weight, not by volume, so you cannot necessarily use all available space when loading your motorhome.
4. Capacities are based on measurements prior to tank installation. Slight capacity variations can result due to installation applications.

5. Capacities shown are tank manufacturer's listed water capacity (W.C.). Actual filled LP capacity is 80% of listing due to overfilling prevention device on tank.
  6. Actual towing capacity is dependent on your particular loading and towing circumstances which includes the GVWR, GAWR and GCWR, as well as adequate trailer brakes. Please refer to the Operator's Manual of your vehicle for further towing information.
  7. Sleeping capacity is the maximum based on a specific floorplan.
- Because features, specification, equipment, and options may vary from those highlighted on this website, the buyer is responsible for confirming with the dealer the features, specifications, equipment, and options included in their specific vehicle.

In addition, Winnebago's program of continuous product improvement may result in changes to vehicle specifications, equipment, model availability, and price without notice.

**\*\*Base Manufacturers Suggested Retail Price shown. Base price does not include tax, title, license, delivery charges or optional features. Prices are subject to change without notice.**

Freightliner is a registered trademark of Daimler Truck North America LLC. OptiView is a trademark of Freightliner Custom Chassis Corp. Neway is a registered trademark of SAF Holland Group. Onan is a registered trademark of Onan Corporation. CarPlay is a registered trademark of Apple Inc. Allison Transmission is a registered trademark of Allison Transmission, Inc. Michelin is a registered trademark of Michelin North America, Inc. SiriusXM is a registered trademark of Sirius XM Radio Inc. AndroidAuto is a trademark of Google LLC. RestEasy is a registered trademark of Hangzhou Aojushan Textile Technology Co., Ltd. Ultrafabrics is a registered trademark of Ultrafabrics Inc. Corian is a registered trademark of E.I. Du Pont De Nemours and Company. Trav'ler is a registered trademark of Winegard Company. DirecTV is a registered trademark of DirecTV, LLC. Dish Network is a registered trademark of EchoStar Satellite, LLC. InnoMax is a registered trademark of Innomax Corporation. KeyOne - is a TM. KeyOne is a trademark of TriMark Corporation.

## EXTERIORS



Hot Anvil



Moonlight



Silver Mist II

## DECOR

### Tapestry



Ultraselect Choice: Gray



Ultraselect Choice: Light Patterned



Driftwood II



Countertop



Residential Vinyl Flooring



Wall Board



Bedspread



Feature Fabric

### Alpine



Ultraselect Choice: Gray



Ultraselect Choice: Light Patterned



Walnut



Countertop



Residential Vinyl Flooring



Wall Board



Bedspread



Feature Fabric

### Mineral



Ultraselect Choice: Gray



Ultraselect Choice: Light Patterned



Sonoma



Countertop



Residential Vinyl Flooring



Wall Board



Bedspread



Feature Fabric



## QUALITY

Winnebago RVs are designed and built around you, with superior craftsmanship, advanced manufacturing technologies and steel-focused construction to enhance safety and reliability.

## INNOVATION

From groundbreaking RVs to game-changing features to the spacious floorplans made possible by our SmartSpace™ design, our heritage is unrivaled for continuous industry firsts in vehicle technology and design.

## SERVICE

Our carefully chosen dealers are supported by factory training and our advanced parts supply system, while owners benefit from excellent real-world customer support as well as 24/7 access to online technical information.

**WINNEBAGO.**



## QUALITY

Winnebago RVs are designed and built around you, with superior craftsmanship, advanced manufacturing technologies and steel-focused construction to enhance safety and reliability.

## INNOVATION

From groundbreaking RVs to game-changing features to the spacious floorplans made possible by our SmartSpace™ design, our heritage is unrivaled for continuous industry firsts in vehicle technology and design.

## SERVICE

Our carefully chosen dealers are supported by factory training and our advanced parts supply system, while owners benefit from excellent real-world customer support as well as 24/7 access to online technical information.

**WINNEBAGO.**