

45E | 45K



### COMPREHENSIVE FEATURES


- Liberty Bridge® Integrated Freightliner® Custom Chassis SL
- Freightliner® BrakeSync standard
- 20k lb. Front Axle with 365 Tires
- ZF Independent Front Suspension
- Cummins Diesel Engine (605HP, 1950 ft. lb)
- Select Drive™ Premium Steering System
- Tire Pressure Monitoring System
- 12.5kW Onan QD Generator with AGS
- 2,800w Pure Sine Wave Inverter
- (8) AGM House Batteries (standard), with Lithium option
- Emergency Exit Door
- Aqua-Hot 600D for Unlimited Hot Water and Comfortable Even Interior Heat
- Sani Con Turbo 600S Waste Management System
- Aqua view Showermiser - Fresh Water reclamation system **NEW FOR MY24**
- Shurflo Accumulator Tank-In-Line Water Pressure Tank Bladder **NEW FOR MY24**
- Beautiful Quartz countertops by Cambria through out and custom residential furniture designs using Ultraleather® Fabrics.
- FCCC® RoadWatch state-of-the-art driving and safety system includes automatic traction control, electronic stability control with roll stability support, adaptive cruise control, and collision mitigation with forward warning and active braking.
- UltraSteer tag axle reduces turning by 17' compared to a fixed tag axle or 8' tighter than the competitions passive steer tag axle.
- **Platinum Experience** Warranty includes -2yr / 24k mile coach, 5yr / 50k structural, 3 years REV assist roadside assistance, dedicated customer service team and now includes the PX owners mobile app.




### AVAILABLE OPTIONS

- Exterior Freezer
- 43" Front Overhead LED TV
- Standard Cabinet w/o Dishwasher
- 360° Camera System
- Electric Fireplace in Bedroom (45K)
- Theater Seating with Sleeper Sofa (45K)
- Dual Recliners (45E)
- Booth Dinette (45K)
- Winegard Trav'ler w/DISH® Network
- Winegard Trav'ler w/DIRECTV® Network
- 90° Electric Slide-Out Tray -2nd Full Bay
- Rear Ladder
- **Lithium Battery Package**
- **Technology Package:**  
Cell Booster, 330W Solar Panel  
(Note: Wifi Range™ Denali-LTE w/Router is Standard)
- Galley Storage w/o Dishwasher


ARABELLA DÉCOR



CHANNEL ISLAND DÉCOR



SLEEPY HOLLOW DÉCOR



HARDWOOD CABINETRY

TRADITIONAL DOOR PROFILE




AMERICAN BLACK WALNUT



IMPERIAL

MODERN DOOR PROFILE



ATMOSPHERE  
PAINTED CABINETRY



MINDFUL GREY  
PAINTED CABINETRY



For more dimensions & capacities information check out the American Eagle specs found on our information portal at [fwpip.com](http://fwpip.com)

CHASSIS

MODEL	45E	45K
Wheelbase	317"	317"
Front GAWR (lbs)	20,000	20,000
Rear GAWR (lbs)	20,000	20,000
Tag GAWR (lbs)	14,000	14,000
GCWR (lbs)	74,000	74,000
Hitch Rating Weight (lbs)	20,000	20,000
Tongue Weight (lbs)	2,000	2,000
Fuel Capacity (gal)	150	150

LIBERTY BRIDGE® CHASSIS



Model: Freightliner Custom Chassis® SL  
 Engine: Cummins® X15  
 Horsepower: 605HP Engine with 3 Stage Engine Brake  
 Torque: 1950 lb/ft  
 Hitch Rating: 20,000#  
 Transmission: Allison 4000 Series Transmission, 6-Speed

DIMENSIONS & CAPACITIES

MODEL	45E	45K
Overall Length	44' 11"	44' 11"
Overall Height	13' 1"	13' 1"
Overall Width*	102"	102"
Interior Height*	84"	84"
Interior Width*	96"	96"
Patio Awning Width	19' 8"	19' 8"
2nd Awning Width	16'	16'
Interior Storage (cu. ft.)	175	200
Exterior Storage (cu. ft.)	131	131
Fresh Water Capacity (gal)	105	105
Grey Water Capacity (gal)	75	75
Black Water Capacity (gal)	50	50

\*Overall Width, interior height and width measured with slide-box in.

EXTERIORS



ALLIANCE



FREEDOM



LIBERTY



PATRIOT



PIONEER



TRIUMPH