

2024 ENTEGRA COACH ODYSSEY SE

Odyssey SE

GAS CLASS C MOTORHOME

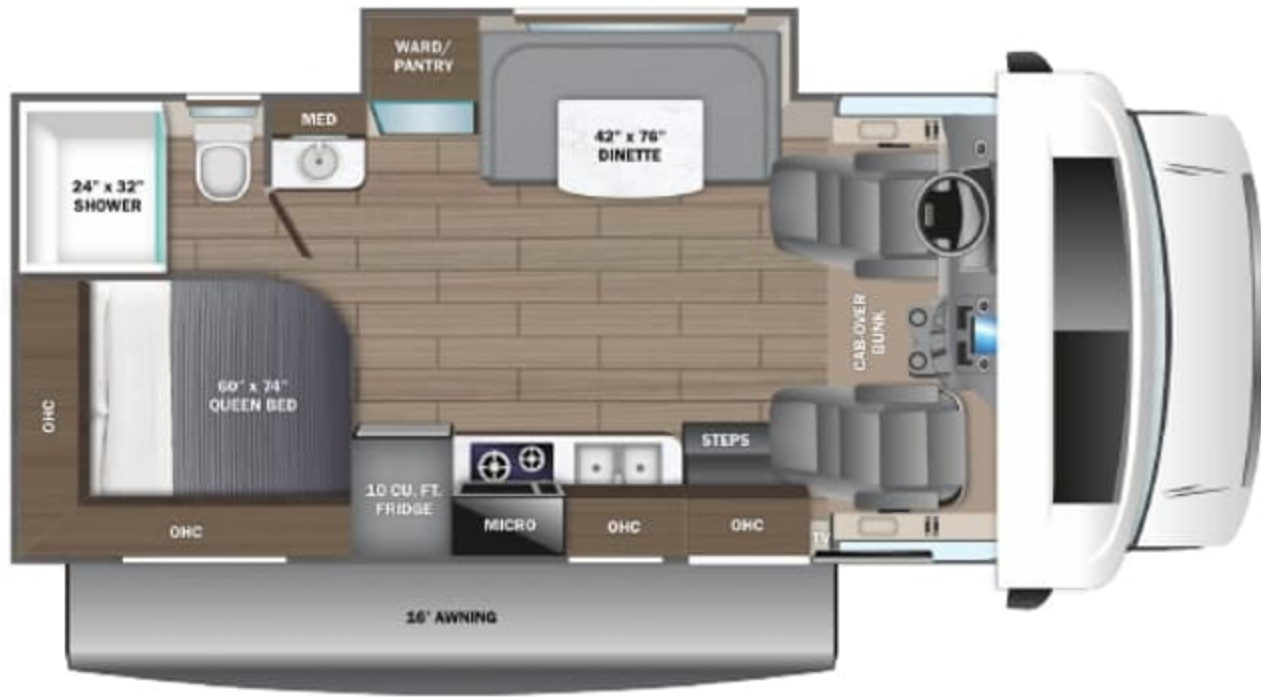


ENTEGRA
COACH®

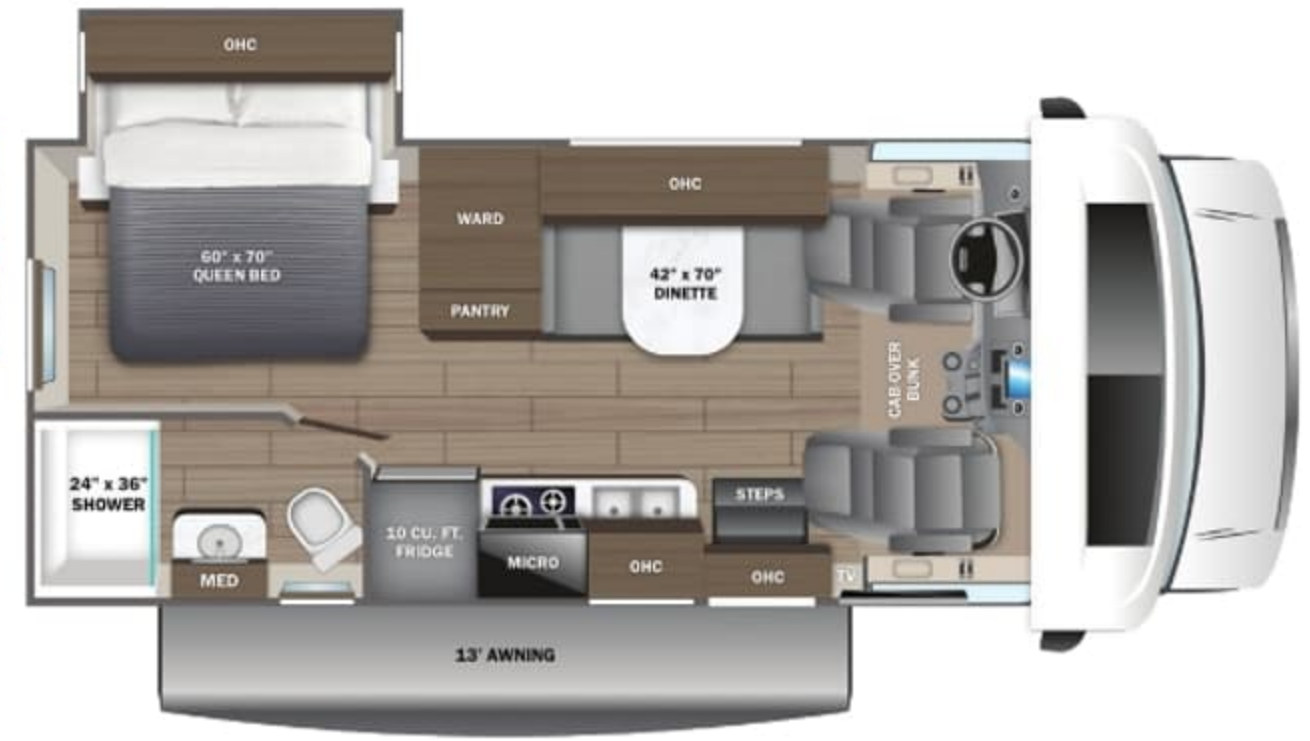




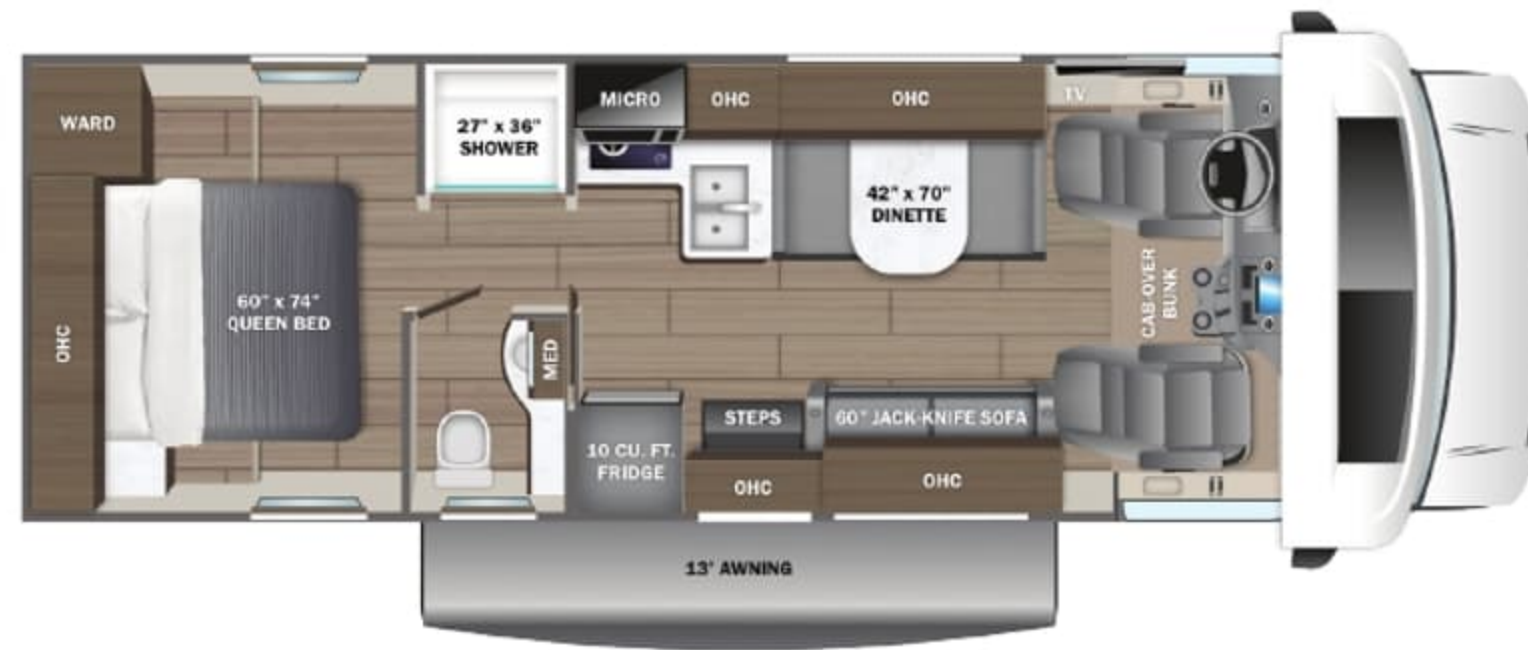
22A
22AF



22C
22CF



27N
27NF



EXTERIOR



Standard Partial Paint

CUSTOMER VALUE PACKAGE

- One-piece, seamless, fiberglass front cap
- Automotive-bonded panoramic window in front cap with power shade
- Heated holding tanks (12V pads)
- Electric patio awning
- Black holding tank sprayer
- Backup camera
- LED HD Smart TV

CHASSIS

Chassis Equipment for 22A, 22C, 27N

- Chevy® 4500 chassis
- GVWR- 14,200 lb.
- GCWR- 20,000 lb.
- 6.6L Vortec V8 401 HP engine with 464 ft.-lb. torque
- Hydra-matic 6-speed automatic transmission with overdrive
- 150-amp alternator
- 5,000 lb. hitch with 500 lb. tongue capacity and 7-pin plug
- 57 gal. fuel tank
- StabiliTrak stability control system
- OnStar with 4G LTE

Chassis Equipment for 22AF, 22CF, 27NF

- Ford® E-450 chassis
- GVWR- 14,500 lb.
- GCWR- 22,000 lb.
- 7.3L V-8 325 HP engine with 450 ft.-lb. torque
- 6-speed TorqShift® series transmission with overdrive
- 210-amp alternator
- 7,500 lb. hitch with 750 lb. tongue capacity and 7-pin plug
- 55 gal. fuel tank
- Tire pressure monitoring system (TPMS)
- Catalytic converter theft deterrent
- Electronic stability control
- Traction control

Chassis Equipment on All Floorplans

- E-rated highway tires- LT225/75R16
- 12V chassis battery
- Power anti-lock brakes with power steering
- Remote-controlled, side-view mirrors
- Hill start assist
- Tilt steering wheel
- Cruise control
- Power windows and door locks
- Auxiliary start switch
- Driver and passenger airbags
- Privacy curtain for cab area

EXTERIOR

- TuffShell™ vacuum-bond laminated roof, floor and sidewalls
- Bead-foam insulation (R-24 max roof, R-9 max floor, R-5 max walls)
- TPO laminated roof
- Aluminum running boards
- Fiberglass exterior walls with vinyl graphics
- Leveling jack prep
- Entrance door with industry's largest travel-view window
- Electric-powered entrance step with integrated house battery compartment
- Third brake light
- Roof ladder
- 4 in. bumper tube sewer hose storage
- Cable TV hookup with RG-6 coax
- Digital antenna with signal booster
- 4,000W generator
- Solar prep
- 12V house battery
- Transfer switch with reverse polarity protection
- 30-amp electrical service
- 12.2 gal. propane tank (41 lb.)
- LP quick-connect hookup
- Exterior utility center
- Winterization drain system
- Outside shower
- 12V demand water pump
- Water filtration system

COCKPIT

- Remote-controlled, side-view mirrors
- Hill start assist
- Tilt steering wheel
- Cruise control
- Electronic stability control
- Traction control
- Power windows and door locks
- Auxiliary start switch
- Driver and passenger airbags
- Overhead bunk with 750 lb. capacity
- Privacy curtain for cab area

INTERIOR

- 84 in. ceiling height
- High-intensity, recessed LED ceiling lights
- Hardwood cabinet doors
- Ball-bearing drawer guides
- Entegra-exclusive, easy-operation legless dinette table

- 2-point lap safety belts in all designated seating locations
- Car seat tethers (select floorplans)
- Interior entrance door grab handle
- Interior command center
- Pleated blackout shades
- 13,500 BTU ducted A/C
- 30,000 BTU auto-ignition furnace
- 6 gal. gas/electric DSI auto-ignition water heater
- Smoke alarm
- Carbon monoxide detector
- Fire extinguisher

KITCHEN

- 10 cu. ft. 12V refrigerator
- 2-burner cooktop with flush cover
- Convection microwave oven
- Stainless steel kitchen sink
- Decorative kitchen backsplash

BEDROOM

- Queen-size bed with bedspread
- Under-bed storage (select models)
- Large wardrobes

BATHROOM

- Shower with decorative ABS surround and skylight
- Stainless steel bathroom sink
- Toilet with foot flush

OPTIONS

- Automatic hydraulic leveling jacks
- 200W solar panel with dual controller and second house battery

WARRANTY

NO ONE OFFERS A BETTER WARRANTY

2+3
YEAR LIMITED | YEAR STRUCTURAL LIMITED
WARRANTY

At Entegra Coach, we build our RVs to handle every adventure, then back them with our industry-leading 2+3 limited warranty. Our 2-year limited warranty has you covered for 2 camping seasons. That's 730 days. In addition, our 3-year structural limited warranty has you covered for 3 camping seasons or 1,095 days. You won't find a better limited warranty in the business, because the only strings we attach are those that deliver the ultimate in reliability. For a copy of our 2-year limited + 3-year structural limited warranty with complete terms and conditions, please contact your local Entegra Coach dealer.

Floorplan	GVWR (lbs.)	GCWR (lbs.)	Wheel Base	Overall Length	Exterior Height w/ A/C & Satellite	Exterior Width	Interior Height	Fresh Water Capacity (gal.)	Grey Waste Water Capacity (gal.)	Black Waste Water Capacity (gal.)
22A	14,200	20,000	159"	25' 2"	11' 6"	100"	84"	44	40	32
22C	14,200	20,000	159"	25' 2"	11' 6"	100"	84"	44	40	31
27N	14,200	20,000	191"	30' 3"	11' 6"	100"	84"	39	41	31
22AF	14,500	22,000	159"	24' 8"	11' 6"	100"	84"	44	40	32
22CF	14,500	22,000	159"	24' 8"	11' 6"	100"	84"	44	40	31
27NF	14,500	22,000	191"	29' 7"	11' 6"	100"	84"	39	41	31

It is important for your safety and enjoyment that you are aware of the weights and tow ratings of the RV you select. Consult a competent advisor for questions or advice. Whether you are new to RVing or a veteran, get a feel for the performance of your RV before heading out on the roadways. When you tow a vehicle with your RV, you must drive differently than when you drive a single vehicle. Practice hooking up, driving, backing up and braking in a safe environment or seek out professional instruction. Jayco affixes a weight label to each RV which lists weight information for that vehicle. Refer to that label to verify the vehicle will meet your requirements. Gross Vehicle Weight Rating (GVWR): The maximum permissible weight of the motorhome, including the Unloaded Vehicle Weight (UVW) plus passengers, personal items, all cargo, fluids, options and dealer-installed accessories. The GVWR is equal to or greater than the sum of the UVW and the Cargo Carrying Capacity. Gross Combined Weight Rating (GCWR): The maximum allowable combined weight of the motorhome used as a tow vehicle and the attached towed vehicle.



Part of Jayco Family of Companies

Entegra Coach, Inc., P.O. Box 460, Middlebury, IN 46540, www.entegracoach.com. See dealer for further information and prices. All information in this brochure is the latest available at the time of publication approval. Entegra Coach reserves the right to make changes and to discontinue models without notice or obligation. Photos in this brochure may show optional equipment and props for photography purposes. RVs built for sale in Canada may differ to conform to Canadian codes. ©2023 Entegra Coach, Inc. Printed in U.S.A. 2032823.2024



entegracoach.com/odyssey