



AIRSTREAM® Bambi

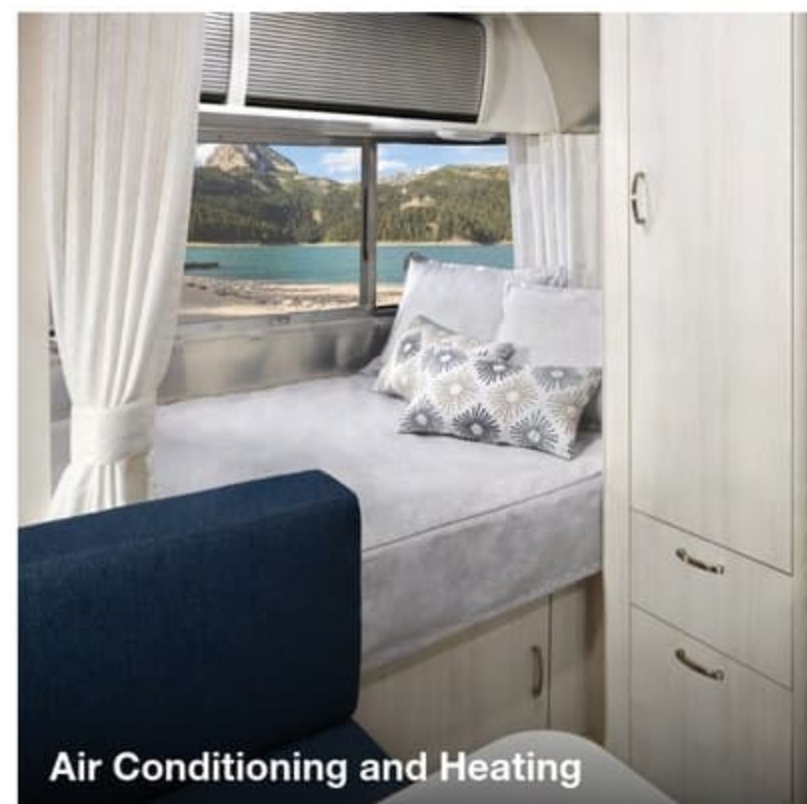
2025 TRAVEL TRAILERS

About Bambi

For years, Bambi was a nickname given to all single-axle Airstream travel trailers. Today, Bambi is its own nimble, single-axle travel trailer line imbued with iconic riveted aluminum Airstream style. Easy to tow and loaded with all the comforts of home, Bambi is here to transform the way you experience the outdoors. With space-maximizing options that deliver a huge upgrade for tent or car campers, Bambi takes care of all the little things you need so you can get out there and have some big adventures in a small trailer.

- **Four Bambi floor plans** give you options – from a compact 16-foot floor plan to an expansive 22-foot layout.
- Slide into just about any campsite with a travel trailer that's **easy to tow and easy to park.**
- Ample storage, multi-purpose design, and convertible seating create an **efficient use of space.**
- **Indulge in iconic style** built on the foundation of more than 90 years of quality craftsmanship and expert design.

[Explore more features the Bambi has to offer](#)



Air Conditioning and Heating



Convertible Dinette Space



12V Refrigerator & Freezer

Dune with Performatex® Fabric seating

“The neutral colors make it easy to add your own spin and make it your own.”
OLIVIA Bambi 22FB Owner



Inspired by sandy seashores and rocky coasts, delicate patterns and subtle beige tones convey a serene sense of possibility.



Ocean with Navy Performatex® Fabric seating

“ I love how the deep blue of the navy seating adds a cool contrast to the light and airy space.” **JASON** Bambi 16RB Owner



Bold blue seating creates a dynamic color palette, welcoming you back to a restful, balanced space after a day of exploration and adventure.



Floor Plan Options

“No space is wasted in this compact 16-foot space – it’s ingenious.”
ALEX Bambi 16RB Owner



16RB
16' 3"
LENGTH
1
AXLES
4
SLEEPS

“I love how the 20FB's bed position lets you wake up to an incredible view through the panoramic windows up front.”
THERESA Bambi 20FB Owner



20FB
20' 7"
LENGTH
1
AXLES
4
SLEEPS



“We love the wide bathroom at the back – there’s plenty of space and privacy for our whole family.”
MATT AND NATALIE Bambi 22FB Owners



22FB
21' 11"
LENGTH
1
AXLES
4
SLEEPS

Compare Floor Plans

Four single axle models with four distinct floor plans. Some of the most lightweight travel trailers Airstream manufactures, Bambi is ready to tow by many mid-sized trucks and SUVs. Dinettes are perfect for couples or families to gather for a meal, and then convert easily to more sleeping space at night. Note the rear corner galley in the 20FB, and the wide U-shaped dinette in the 22FB midship.

	Floor Plan Option	Exterior Width	Exterior Length	Sleeps	Hitch Weight	Base Weight (lbs.)	GVWR (lbs.)	Net Carrying Capacity (lbs.)	Fresh Water Tank (gal.)	Gray Water Tank (gal.)	Waste Water Tank (gal.)	Refrigerator (12v Electric)	Bedroom Configuration (in.)
	Bambi 22FB	8'	21' 11"	4	525	3,850	5,000	1,150	23	30	17	4.1 cu. ft.	54" x 80"
	Bambi 20FB	8'	20' 7"	4	625	3,900	5,000	1,100	23	30	18	4.1 cu. ft.	48" x 78"
	Bambi 16RB	8'	16' 3"	4	475	3,150	3,500	350	23	-	30 (Combo)	3.1 cu. ft.	48" x 78"

Exterior Features


Iconic silver bullet style meets effortless towing, parking, and maneuvering in a single-axle size. Bambi is the best of both worlds for those ready to live the Airstream life without upsizing the tow vehicle. Bring along all the comforts of home – a kitchen, bathroom, A/C, heat, and hot water – in a riveted aluminum travel trailer that makes a statement wherever your adventure leads.

[Explore more features the Bambi has to offer](#)



1 Retractable Awning

Easily set up a shady spot for relaxing on sunny days



2 Exterior Shower

Wash up after the day's adventures and easily clean up gear



3 Iconic Style

Hit the road in iconic, riveted aluminum style informed by more than 90 years of quality craftsmanship



4 Solar Pre-wire Kit

Add the optional rooftop Solar Package and start harvesting the infinite power of the sun



5 Panoramic Front Windows

Wake up to incredible views wherever you unhitch



6 Exterior Storage

Save space inside with convenient exterior storage compartments

Specifications

	16RB	20FB	22FB
Exterior Length	16' 3"	20' 7"	21' 11"
Exterior Width	8'	8'	8'
Interior Width	7' 7"	7' 7"	7' 7"
Exterior Height with A/C	9' 5"	9' 5"	9' 5"
Interior Height with A/C	6' 4"	6' 4"	6' 4"
Hitch Weight with LP & Batteries (lbs.)	475	625	525
Unit Base Weight with LP & Batteries (lbs.)	3,150	3,900	3,850
Maximum Trailer Capacity GVWR (lbs.)	3,500	5,000	5,000
Net Carrying Capacity (lbs.)	350	1,100	1,150
Fresh Water Tank (gal.)	23	23	23
Gray Water Tank (gal.)	-	30	30
Waste Water Tank (gal.)	30 Combo	18	17
30 AMP Service Single A/C with Heat Pump (BTU)	13,500	13,500	13,500
Ducted Furnace (BTU)	12,000	18,000	18,000
Solar Charging System with Interior Monitor	OPT 100W	OPT 200W	OPT 200W
Heated Lithium Batteries with Remote Monitoring (only available w/ solar options)	OPT 200Ah	OPT 200Ah	OPT 200Ah
Refrigerator w/ Freezer (12V Electric)	3.1 cu. ft.	4.1 cu. ft.	4.1 cu. ft.
Stainless Steel LP Gas Stove with Hinged Glass Lid (Burners)	2	2	2
Microwave	STD	STD	STD
Convection Microwave Oven	—	—	—
Interior Windows and Skylights	7	11	9
Bedroom Configuration	48" x 78"	48" x 78"	54" x 80"
Convertible Dinette, Lounge and Bed	41" x 89"	39" x 74"	39" x 74"
Sleeping Capacity	Up to 4	Up to 4	Up to 4

Exterior Features

Semi-Monocoque Aluminum Superstructure	STD
Fluorocarbon Treated UV Protected Aluminum Exterior	STD
Temperature Reducing One Piece White Aluminum Roof	STD
Thermal Barrier Protection Between Interior & Exterior	STD
Seamless Composite Flooring	STD
Handcrafted Welded Extruded Aluminum Window Frames (Front Only)	STD
Tempered Tinted Windows with Double Cam Latching System (Front Only)	STD
Manual ZipDee® Patio Awning with Weathermax® Fabric	STD
LP (2 – 20 lb. Steel Tanks) with Auto 2-stage Regulator	STD
Aluminum LP Cover	STD
Multi-Stage Converter with Auto Detect Features	STD
Exterior LP Gas Low Pressure Grill Connection	STD
Solar Front Window Protection	STD
3M® Film Front Stone Guard Protection	STD
Exterior Shower with Hot & Cold Water	STD
Lockable Fresh Water Tank Inlet	STD
City Water Inlet with Water Pressure Regulator	STD
Waste Tank Flush Inlet	STD
Hand Painted Chassis	STD
Powered Hitch Jack with Light	STD
Torsion Axle Suspension	STD
4 Manual Stabilizer Jacks	STD
Goodyear® Endurance® ST225/75R15 Tires, Balanced	STD
Stylized Aluminum Wheels	STD
Nev-R-Adjust® Brakes	STD
Spare Tire – Full Size	STD
Solar Pre-wire (3 Rooftop & 1 Front Access Points)	STD
100W Solar Charging System with Interior Monitor**	OPT
200W Solar Charging System with Interior Monitor*	OPT
Lithium Batteries (2) 100Ah (only available with solar options)	OPT
SmartPlug® 30 Amp Shore Power Inlet w/ Cord	STD
SmartPlug® TV Inlet (Coax)	STD
Rear View Monitoring System	STD
Dedicated Waste Hose Storage	STD
Custom Aluminum Handcrafted 26 in. Wide Entry Door with Window	STD
Aluminum Entry Door Handle	STD
Unique Front Door Key with Heavy Duty Deadbolt	STD

Cast Aluminum Door Hinges	STD
Steel Entry Step	STD
LED Entrance Light	STD
LED Tank Service Light	STD
LED Storage Compartment Light	STD
Cast Aluminum LED Tail Lights	STD
License Plate Bracket with LED Light	STD
Enclosed Aluminum Insulated Heated Underbelly	STD
Internally Routed A/C Condensation Drain Line to Wheel Well	STD

Interior Features

Complete Aluminum Interior Walls and Ceiling	STD
Single Direct Discharge A/C with Heat Pump and Electric Thermostat	STD
Multi-Speed Exhaust Fan	STD
Probeless Tank Monitoring System	STD
Premium Environmental Friendly Insulation	STD
Handcrafted and Welded Aluminum Screen Door	STD
Panoramic Front Windows with Blackout Shades	STD
Handcrafted Marine-Grade Lite-Ply Laminated Cabinetry	STD
Seamless Vinyl Flooring	STD
LED Interior Lighting w/ Dimmer Control	STD
Overhead Storage with Tambour Doors	STD
Tankless On Demand LP Water Heater	STD
Coat & Key Hooks	STD
Airstream Connected Pre-wire	STD
12v USB-A and USB-C Ports	STD

Galley, Dinette, and Lounge Features

2 Burner Stove (LP Gas)	STD
Laminate Galley Top	STD
Stainless Steel Sink	STD
Laminate Dinette Top	STD
Performatex® Stain Resistant Dinette Cushions	STD
Dinette Converts to a Lounge and Sleeping Accommodations	STD
Flatware Organizer	STD
Stereo with Bluetooth® Connectivity and 2 Speakers	STD
Roller Shades	STD
Moen® Faucet	STD

Bedroom Features

Pillow Top Memory Foam Mattress	STD
Quilted Bedspread	STD
Decorative Throw Pillows	STD
Sleeping Pillows	STD
Reading LED Lights	STD
Under Bed Storage	STD
Wardrobe with Hanging Bar	STD
24" 12V DC HD Smart TV (Shared with Lounge)	STD
Blackout Curtain(s)	STD

Bathroom Features

Removable Hand Held Shower Head with Shut Off	STD
Toilet	STD
Lavy Sink*	STD
Roof Vent/Fan	STD
Towel Bar/Ring	STD
Retractable Clothes Line in Shower	STD
Bathroom Faucet*	STD

Additional Features

Airstream Logo Entrance Mat	STD
Fire Extinguisher	STD
Emergency Manual Crank for Powered Hitch Jack	STD
LP, Smoke & Carbon Monoxide Detectors	STD
Built In Winterization Kit	STD
TRA Certified Green: Emerald Status (Highest Rating)	STD
3 Year Airstream Limited Warranty (Transferable)	STD
3 Year 24/7 Coach-Net® Roadside Assistance	STD
1 Year Airstream Club Explorer Membership	STD

* N/A on 16RB
** N/A on 20FB or 22FB

More Information

Upgrade your travel and camping experience with Bambi's comforts of home and easy-to-tow size. The galley kitchen has all the appliances you need, arranged according to the way you'll use them. The dinette is a comfortable spot to refuel after an adventure, and then converts into a sleeping area when the day is done. And the onboard bathroom provides plenty of space to clean up without sacrificing space elsewhere in the floor plan. Every inch of the Bambi is thoughtfully created to meet your needs while traveling.

- **A bed for two and a dinette for two more.** Bambi's family-friendly setup comfortably sleeps four no matter the length.
- **All the comforts of home** in a compact, space-saving package.



How It's Made

Informed by more than 90 years of quality craftsmanship and expert design, Airstream travel trailers are hand-made in Jackson Center, Ohio. Only the best materials are used – from seamless, waterproof composite flooring, to the hardware and finishes we use to build our cabinetry, to the rivets and aluminum that form the shell. In building our world-famous travel trailers, we rarely do things the easy way. That's why an Airstream travel trailer can last a lifetime – or more – and be passed down from generation to generation for years of enjoyment.

[Schedule a factory tour.](#)

[Find your local dealer.](#)



1 Seamless composite flooring



2 Riveted aluminum shell built with time-honored techniques



3 Hand-made furniture and cabinetry



4 Water check ensures the shell is watertight



5 Multi-point quality inspection before heading to customers



AIRSTREAM®

1001 West Pike
Street, P.O. Box 629
Jackson Center, OH
45334 USA
937-596-6111

www.airstream.com



Product information, specifications, and photography in this brochure were as accurate as possible at time of printing. Photographs may contain some features that are optional on your vehicle.
Since we continually strive to improve our products, actual products may differ. Prices and specifications are subject to change without notice. All capacities are approximate and dimensions are nominal. Some features or options may be different or unavailable in other countries.
WARNING – The recreational vehicle weight must remain within the manufacturer's specified chassis weight limit. Do not overload the recreational vehicle through the addition of water, options, cargo or otherwise. Your safety depends on not overloading the trailer, axles, and tires.
AIRSTREAM®, the Airstream travel trailer trade dress, and all related model names, slogans, logos, trade dress, and trademarks are owned or used under license by Airstream, Inc. All other trademarks are owned by their respective owners.

All content and images
© Airstream 2024