



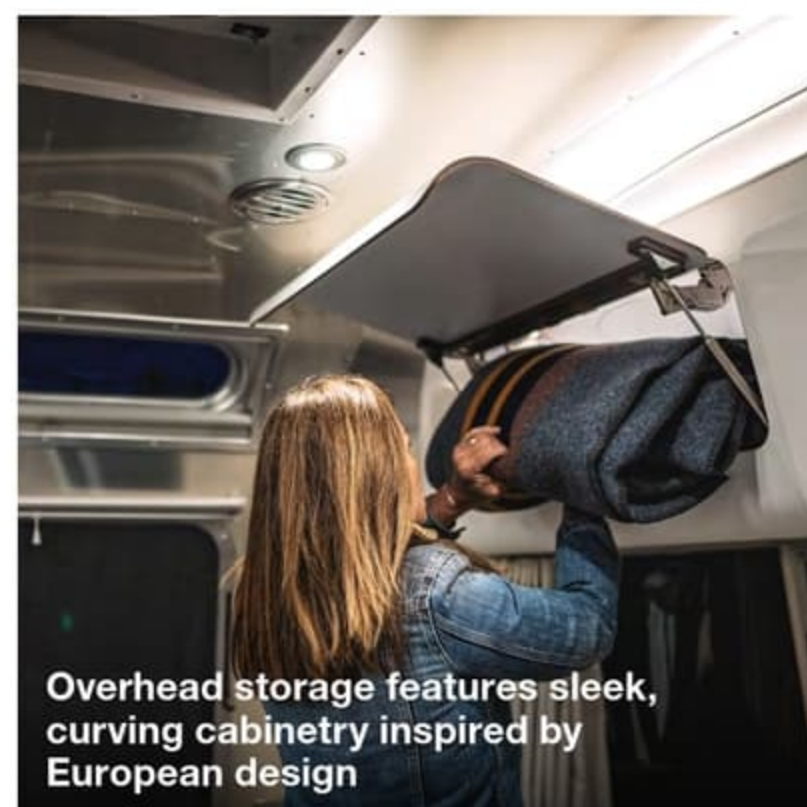
AIRSTREAM® Globetrotter

2025 TRAVEL TRAILERS

About Globetrotter

Crisp, clean lines and delicate neutral colors. Curved cabinetry, clever surprises, and the iconic riveted aluminum Airstream silhouette. Welcome to Globetrotter – a design enthusiast's dream come true. Drawing influence from the best of European design, Globetrotter is the epitome of modern style. It takes everything you love about the travel experience and elevates it with high-end fixtures and materials, premium stainless steel appliances, and statement-making décor. Hit the road in Globetrotter and discover the new world of modern RV travel.

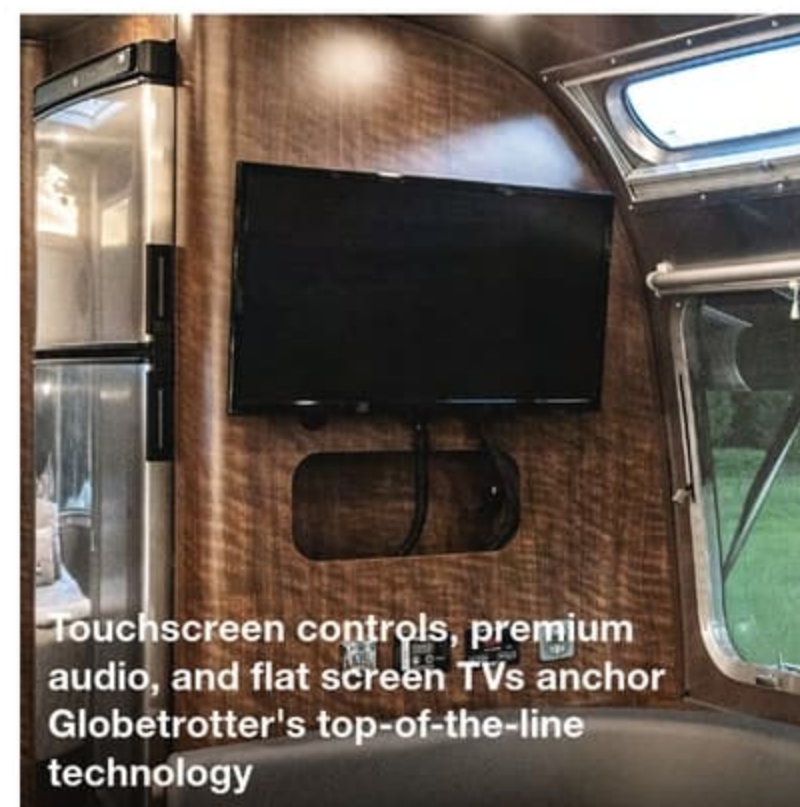
- Available in **three floor plans** from 25 to 30 feet.
- Globetrotter is the only Airstream to **feature award-winning HITCH seating**.
- Dinettes and sofas convert easily into expansive, **additional sleeping areas**.
- **Handcrafted cabinetry** is built in-house with high-quality materials that stand the test of time.



Overhead storage features sleek, curving cabinetry inspired by European design



Explore your culinary creativity in Globetrotter's on-board galley



Touchscreen controls, premium audio, and flat screen TVs anchor Globetrotter's top-of-the-line technology

Dark Walnut with Copenhagen Cream Seating

“The contrast between the creamy white of the seating and the countertops balances perfectly with the dark wood grain in the cabinets and walls.”
MARK AND LIU GLOBETROTTER 25FB Owners



Old world sophistication in the dark woodgrain cabinetry finishes matches well with the airy reflectiveness of the white surfaces and seating.



Dark Walnut with Dublin Slate Seating

“It's like our perfect, warm little sanctuary on wheels.”
ERNIE AND CAM GLOBETROTTER 27FB Owners



A warm cocoon of darker tones on the walls and seating with touches of white on the cabinets and countertops.




Natural Elm with London Grey Seating

“We knew the Airstream would have a lot of light from the windows, but we weren’t prepared for just how open and airy it feels inside with the light filling the space.” **MARCEL AND BRAD GLOBETROTTER 30RB Owners**



The lightest shades you’ll find in Globetrotter – airy, cool, and sophisticated.



Natural Elm with Barcelona Blue Seating

“ I love the contrast of the darker seating and the warm woodgrain surface in the cabinets and walls. It’s such a beautiful space.” **VIVIENNE** **GLOBETROTTER 25FB** Owner



An ultra-modern vision, with pops of subtle color in the seating and cabinetry balanced with warm wood finishes and white overhead storage.



Floor Plan Options

Queen or twin beds are optional on all floor plans

“The 25FB is the perfect size for a couple like us. There's plenty of storage and space to spread out, and the convertible dinette adds extra sleeping space if we're bringing along friends.”
MARCO AND LUPE Globetrotter 25FB Owners

“We wanted a little more space for the kids and the dogs, and the 27FB was perfect – not too big, not too small. The twin bed option makes it feel so much bigger inside, and gives us options and flexibility.”
ARJUN AND LEENA Globetrotter 27FB Owners



25FB
Base Weight: 5,975 lbs.
Exterior Length: 26' 2"



27FB
Base Weight: 6,300 lbs.
Exterior Length: 28' 2"



30RB
Base Weight: 6,925 lbs.
Exterior Length: 31' 2"



Compare Floor Plans

Three dual-axle Globetrotter floor plans offer something for everyone. The 27FB expands the comfortable living space found in the 25FB, while the 30RB floor plan offers an expansive space to spread out and relax. All three floor plans are available with queen or twin bed layouts, offering even more versatile flexibility.

Floor Plan Option	Exterior Width	Exterior Length	Sleeps	Hitch Weight	Base Weight (lbs.)	GVWR (lbs.)	Net Carrying Capacity (lbs.)	Fresh Water Tank (gal.)	Gray Water Tank (gal.)	Black Water Tank (gal.)	Refrigerator (12v Electric)	Master Bed Configurations (in.)
Globetrotter 25FB	8' 5.5"	26' 2"	6	880	5,975	7,300	1,325	39	39	39	6.8 cu. ft.	Queen (60" x 75") Twin* (34" x 80")
Globetrotter 27FB	8' 5.5"	28' 2"	6	875	6,300	7,600	1,300	39	39	39	8 cu. ft.	Queen (60" x 75") Twin* (34" x 80")
Globetrotter 30RB	8' 5.5"	31' 2"	6	950	6,925	8,800	1,875	53	36	36	9.7 cu. ft.	Queen (60" x 75") Twin* (34" x 80")



Exterior Features

Timeless style, premium components, and a hand-made process that's been perfected over the course of more than 90 years. While the interior of Globetrotter is a design-enthusiast's dream, the exterior preserves the iconic riveted aluminum silhouette that has called to generations of travelers. Inspired by Airstream founder Wally Byam's mid-century European caravans (which led to the original Globetrotter line in the 1950s), today's Globetrotter captures the spirit of adventure and the tradition of European design in a travel trailer that's built by hand here in America's heartland.

[Explore more features the Globetrotter has to offer](#)



1 Powered Awning

Powered retractable awning expands your living space with the push of a button



2 Cast Aluminum Tail Lights

Design harkens back to mid-century style



3 Rear-View Monitoring

Easily navigate into campsites



4 Air Conditioners

Quietly and efficiently cool the cabin



5 Optional Solar Panels

Harvest the energy of the sun and head off grid



6 Rock Guards

Stainless steel rock guards and tinted window protectors deflect road debris

Specifications

	25FB	27FB	30RB
Exterior Length	26 ft. 2 in.	28 ft. 2 in.	31 ft. 2 in.
Exterior Width	8 ft. 5.5 in.	8 ft. 5.5 in.	8 ft. 5.5 in.
Interior Width	8 ft. 1 in.	8 ft. 1 in.	8 ft. 1 in.
Exterior Height with A/C	9 ft. 7 in.	9 ft. 7 in.	9 ft. 7 in.
Interior Height with A/C	6 ft. 7 in.	6 ft. 7 in.	6 ft. 7 in.
Hitch Weight with LP & Batteries (lbs.)	880	875	950
Unit Base Weight with LP & Batteries (lbs.)	5,975	6,300	6,925
Maximum Trailer Capacity GVWR (lbs.)	7,300	7,600	8,800
Net Carrying Capacity (lbs.)	1,325	1,300	1,875
Fresh Water Tank (gal.)	39	39	53
Gray Water Tank (gal.)	39	39	36
Waste Water Tank (gal.)	39	39	36
Inverter; 12V-110V	2000W	2000W	2000W
30 AMP Service Single Ducted A/C with Heat Pump (BTU)	15,000	15,000	15,000
50 AMP Service Dual Ducted A/C with Heat Pump (BTU)	OPT 13,500	OPT 13,500	STD 13,500
Ducted Furnace (BTU)	30,000	30,000	30,000
Solar Charging System with Interior Monitor	OPT 300W	OPT 300W	OPT 300W
Heated Lithium Batteries with Remote Monitoring (only available w/ solar options)	OPT 200Ah	OPT 200Ah	OPT 200Ah
Refrigerator w/ Freezer (12V Electric)	6.8 cu. ft.	8 cu. ft.	9.7 cu. ft.
LP Gas Stove and Oven (Burners)	3	3	3
Convection Microwave (*Replaces LP Oven)	OPT*	OPT*	OPT*
Microwave (*N/A with Convection Option Selected)	—	STD*	STD*
Interior Windows & Skylights	17	18	22
Bed Configurations (*Replaces Queen)	Queen 60" x 75" Twin* 34" x 80"	Queen 60" x 75" Twin* 34" x 80"	Queen 60" x 75" Twin* 34" x 80"
Convertible Dinette, Lounge and Bed	38" x 81"	38" x 81"	38" x 81"
Sleeping Capacity	Up to 6	Up to 6	Up to 6



Exterior Features

Semi-Monocoque Aluminum Superstructure	STD
Fluorocarbon Treated UV Protected Aluminum Exterior	STD
Temperature Reducing One Piece White Aluminum Roof	STD
Thermal Barrier Protection Between Interior and Exterior	STD
Seamless Composite Flooring	STD
Handcrafted Welded Extruded Aluminum Window Frames	STD
Tempered Tinted Windows with Double Cam Latching System	STD
Powered ZipDee® Patio Awning with Sunbrella Fabric	STD
ZipDee® Rear & Roadside Window Awning with Sunbrella Fabric	OPT
LED Dimmable Patio Awning Light	STD
Polished Bumper with Storage	STD
LP (2 – 30 lb. Steel Tanks) with auto 2-stage regulator	STD
Aluminum Removable LP Cover	STD
Multi-Stage Converter with Auto Detect Features	STD
Exterior LP Low Pressure Gas Grill Connection	STD
Solar Front Window Protection	STD
Stainless Steel Front Stone Guard Protection	STD
Exterior Shower with Hot & Cold Water	STD
Lockable Fresh Water Tank Inlet	STD
City Water Inlet with Water Pressure Regulator	STD
Waste Tank Flush Inlet	STD
Hand Painted Chassis	STD
Torsion Axle with Shock Absorbers	STD
Powered Hitch Jack with Light	STD
4 Powered Heavy Duty Stabilizer Jacks	STD
Goodyear® Endurance® ST225/75R15 Tires, Balanced	STD
Stylized Aluminum Wheels	STD
Nev-R-Lube® Sealed Bearings	STD
Nev-R-Adjust® Brakes	STD
Spare Tire – Full Size	STD
Solar Pre-wire (Rooftop & Front Access Points)	STD
300W Solar Charging System with Interior Monitor	OPT
Lithium Batteries (2) 100Ah (only available with solar options)	OPT

SmartPlug® 30 Amp Shore Power Inlet w/ Cord (50 Amp w/ Dual AC)	STD
SmartPlug® TV & Internet Inlets (Coax and Ethernet)	STD
Rear View Monitoring System	STD
Dedicated Waste Hose Storage	
Cast Aluminum Door Hinges	STD
Custom Aluminum Handcrafted 26" Wide Entry Door w/ Window	STD
Aluminum Entry Door Handle	STD
Unique Front Door Key w/ Heavy Duty Deadbolt	STD
Cast Aluminum Door Hinges	STD
Airstream Custom Aluminum Entry Step	STD
LED Entrance Light	STD
LED Tank Service Light	STD
LED Storage Compartment Light	STD
Cast Aluminum LED Tail Lights	STD
License Plate Bracket with LED Light	STD
Enclosed Aluminum Insulated Heated Underbelly	STD
Internally Routed A/C Condensation Drain Line to Wheel Well	STD

Interior Features

Complete Aluminum Interior Walls and Ceiling	STD
Quietstream™ A/C with Heat Pump & Electronic Thermostat	STD
Exhaust Fan with Thermostat & Automatic Rain Sensor	STD
Probeless Tank Monitoring System	STD
Premium Environmental Friendly Insulation	STD
Handcrafted Aluminum Screen Door with Guards	STD
Panoramic Front Windows with Blackout Shades	STD
Handcrafted Marine-Grade Lite-Ply Laminated Cabinetry	STD
Seamless Luxury Woven Vinyl Flooring	STD
LED Interior Lighting with Dimmer	STD
Overhead Storage with Auto LED Lighting	STD
Re-circulating Tankless On Demand LP Water Heater	STD
Inverter; 2000W 12V-110V	STD

Coat & Key Hooks	STD
Airstream Connected Pre-wire	STD
Bring Your Own Device HDMI Connectivity	STD
12v USB-A and USB-C Ports	STD

Galley, Dinette, and Lounge Features

3 Burner Stove and Oven (LP Gas)	STD
Baraldi® Cooking Vent with Light	STD
Dupont™ Corian® Solid Surface Galley Top	STD
Multifunctional Storage Bins Behind Galley Sink with Dupont Corian® Covers	STD
Moen® Stainless Steel Sink with Dupont Corian® Sink Cover	STD
Custom Laminate Dinette Top	STD
Award Winning Spradling Hitch Lounge and Dinette Seating (Stain Resistant)	STD
Dinette Converts to a Lounge and Sleeping Accommodations	STD
Pull out Lounge for Sleeping Accommodations (Models with Lounge.)	STD
Flatware Organizer	STD
Fusion® Stereo with Bluetooth® Connectivity and 4 Speakers; Fusion App, Over-the-Air Software Updates, SiriusXM	STD
Surround Sound and Subwoofer	STD
27" 12V DC Smart TV with Bluetooth®	STD
Aluminum Roller Blinds	STD
Franke® Faucet	STD

Bedroom Features

Choice of Queen or Twin Memory Foam Mattress	STD
Designer Bedspread	STD
Decorative Throw Pillows	STD
Sleeping Pillows	STD
Reading LED Lights	STD
Under Bed Storage	STD
Wardrobe with Hanging Bar	STD
24" 12V DC Smart TV with Bluetooth®	STD
Blackout Pleated Curtains	STD
Blackout Curtain(s)	STD

Bathroom Features

Removable Hand Held Shower Head with Shut Off	STD
Porcelain Toilet	STD
Lavy Sink	STD
Roof Vent/Fan	STD
Towel Bar/Ring	STD
Retractable Clothes Line in Shower	STD
Grohe Faucet	STD

Additional Features

Airstream Logo Entrance Mat	STD
Fire Extinguisher	STD
Emergency Manual Crank for Powered Hitch Jack	STD
LP, Smoke & Carbon Monoxide Detectors	STD
Built In Winterization Kit	STD
TRA Certified Green: Emerald Status (Highest Rating)	STD
3 Year Airstream Limited Warranty (Transferable)	STD
3 Year 24/7 Coach-Net® Roadside Assistance	STD
1 Year Airstream Club Explorer Membership	STD

More Information

Step inside Airstream's most design-focused model. From the seamless feel of the curving overhead lockers that close with a whisper, to the blunt edges of the solid surface countertops that follow the lines of the cabinetry below, Globetrotter is bursting with small design choices that set it apart. Modern European style is everywhere, balanced with Airstream's time-tested innovative engineering and technology. Hitch up Globetrotter and slip into an inspired travel experience you won't find anywhere else.

- A deep stainless steel sink and eye-catching faucet anchor the striking modern design in the kitchen.
- Relax on the fine woven texture and subtle metallic print in the HITCH™ fabric used in the lounge and the upholstered bedroom accent wall.




How It's Made

Informed by more than 90 years of quality craftsmanship and expert design, Airstream travel trailers are hand-made in Jackson Center, Ohio. Only the best materials are used – from seamless, waterproof composite flooring, to the hardware and finishes we use to build our cabinetry, to the rivets and aluminum that form the shell. In building our world-famous travel trailers, we rarely do things the easy way. That's why an Airstream travel trailer can last a lifetime – or more – and be passed down from generation to generation for years of enjoyment.

[Schedule a factory tour.](#)

[Find your local dealer.](#)



1 Seamless composite flooring



2 Riveted aluminum shell built with time-honored techniques



3 Hand-made furniture and cabinetry



4 Water check ensures the shell is watertight



5 Multi-point quality inspection before heading to customers



AIRSTREAM®

1001 West Pike
Street, P.O. Box 629
Jackson Center, OH
45334 USA
937-596-6111

www.airstream.com



Product information, specifications, and photography in this brochure were as accurate as possible at time of printing. Photographs may contain some features that are optional on your vehicle.
Since we continually strive to improve our products, actual products may differ. Prices and specifications are subject to change without notice. All capacities are approximate and dimensions are nominal. Some features or options may be different or unavailable in other countries.
WARNING – The recreational vehicle weight must remain within the manufacturer's specified chassis weight limit. Do not overload the recreational vehicle through the addition of water, options, cargo or otherwise. Your safety depends on not overloading the trailer, axles, and tires.
AIRSTREAM®, the Airstream travel trailer trade dress, and all related model names, slogans, logos, trade dress, and trademarks are owned or used under license by Airstream, Inc. All other trademarks are owned by their respective owners.

All content and images
© Airstream 2024