

45E | 45K

COMPREHENSIVE FEATURES


- Liberty Bridge® Integrated Freightliner® Custom Chassis SL
- Complete Bridge Redesign resulting in a 15% increase in **NEW FOR MY25** basement storage, improved component/systems functionality, and a streamlined look **NEW FOR MY25**
- Freightliner® BrakeSync standard
- Luggage Doors - ALL NEW powered push button locks for extra convenience & added lock/unlock button on exterior grab bar **NEW FOR MY25**
- Power Basement Slide Trays (2) increased size by 25% per tray (2 power trays now STANDARD) **NEW FOR MY25**
- ALL NEW Stow N Go storage compartments (4.8ft3) **NEW FOR MY25**
- Revised Lighting elements in basement to improve visibility **NEW FOR MY25**
- Electrical & Battery Compartment Redesign **NEW FOR MY25**
 - Improved functionality by fully enclosing batteries, creating storage area in bay
 - Hinge down electrical component access above battery tray
 - Lithium GC3 Batteries (3) 270Ah each OPTION
- Service Station/Wet Bay Redesign **NEW FOR MY25**
 - Improved functionality and streamlined look
 - Powered knife valves
 - Water pump behind access for clear view
 - Control panel on luggage door for easy access
- Forward Fuel Tank - 150 gal **NEW FOR MY25**
- Aqua-Hot Bay modified for increased serviceability and storage **NEW FOR MY25**
- 20k lb. Front Axle with 365 Tires
- Cummins Diesel Engine (605HP, 1950 ft. lb)
- Select Drive™ Premium Steering System
- Freezer Compartment Redesigned **NEW FOR MY25**
- 2,800w Pure Sine Wave Inverter **NEW FOR MY25**
- A/C condensation lines relocated increasing system performance **NEW FOR MY25**
- Sani Con Turbo 600S Waste Management System
- ALL NEW Rev-A-Shelf swivel pull out pantry **NEW FOR MY25**
 - Updated Lighting - overhead linear lighting in place of puck lights (in select areas)
- FCCC® RoadWatch state-of-the-art driving and safety system includes automatic traction control, electronic stability control with roll stability support, adaptive cruise control, and collision mitigation with forward warning and active braking.
- UltraSteer tag axle reduces turning by 17' compared to a fixed tag axle or 8' tighter than the competitions passive steer tag axle.
- Platinum Experience Warranty includes -2yr / 24k mile coach, 5yr / 50k structural, 3 years REV assist roadside assistance, dedicated customer service team and now includes the PX owners mobile app.
- HWH Updates - pump and manifold relocated **NEW FOR MY25**
 - Improved performance and serviceability
 - Increased basement storage
 - Enhanced weight distribution




AVAILABLE OPTIONS

- Exterior Freezer
- 43" Front Overhead LED TV
- Standard Cabinet w/o Dishwasher
- Electric Fireplace in Bedroom (45K)
- Theater Seating with Sleeper Sofa (45K)
- Dual Recliners (45E)
- Booth Dinette (45K)
- Winegard Trav'ler w/DISH® Network
- Winegard Trav'ler w/DIRECTV® Network
- 90" Electric Slide-Out Tray -2nd Full Bay
- Rear Ladder
- Starlink Satellite System
- Lithium Battery Package
- Technology Package:
 - Cell Booster, 330W Solar Panel
 - (Note: Wifi Range™ Denali-LTE w/Router is Standard)
- Galley Storage w/o Dishwasher

ARABELLA DÉCOR



ISLAMORADA DÉCOR



NEW DÉCOR FOR MY25

KEY LARGO DÉCOR




NEW DÉCOR FOR MY25

HARDWOOD CABINETRY

TRADITIONAL DOOR PROFILE




AMERICAN BLACK WALNUT




IMPERIAL

MODERN DOOR PROFILE



ATMOSPHERE
PAINTED CABINETRY



MINDFUL GREY
PAINTED CABINETRY

CHASSIS

MODEL	45E	45K
Wheelbase	317"	317"
Front GAWR (lbs)	20,000	20,000
Rear GAWR (lbs)	20,000	20,000
Tag GAWR (lbs)	14,000	14,000
GCWR (lbs)	74,000	74,000
Hitch Rating Weight (lbs)	20,000	20,000
Tongue Weight (lbs)	2,000	2,000
Fuel Capacity (gal)	150	150

LIBERTY BRIDGE® CHASSIS

Model: Freightliner Custom Chassis® SL
 Engine: Cummins® X15
 Horsepower: 605HP Engine with 3 Stage Engine Brake
 Torque: 1950 lb/ft
 Hitch Rating: 20,000#
 Transmission: Allison 4000 Series Transmission, 6-Speed



DIMENSIONS & CAPACITIES

MODEL	45E	45K
Overall Length	44' 11"	44' 11"
Overall Height	13' 1"	13' 1"
Overall Width*	102"	102"
Interior Height*	84"	84"
Interior Width*	96"	96"
Patio Awning Width	19' 8"	19' 8"
2nd Awning Width	16'	16'
Interior Storage (cu. ft.)	175	200
Exterior Storage (cu. ft.)	131	131
Fresh Water Capacity (gal)	105	105
Grey Water Capacity (gal)	75	75
Black Water Capacity (gal)	50	50

*Overall Width, interior height and width measured with slide-box in.

EXTERIORS




DYNASTY



HEMINGWAY




LIBERTY MIST



PIONEER



TRIUMPH



VALOR