

*See where
Play takes you*



PLAY Series
PLAY | PLAY SLUMBER | PLAY SRT | PLAY+ | PLAY+ SLUMBER

Adventure starts
with Play



“ Have a sense of adventure,
wanderlust and like to see new
places? I would really recommend
this kind of lifestyle.

”

Teresa,
Roadtrek Owner.

Table of Contents

05

Our
History

06

Class B
Introduction

07

The Play Series
Introduction

The PLAY series

08

PLAY

12

PLAY
Slumber

16

PLAY
SRT

20

PLAY +

24

PLAY
+ Slumber

Colors and Options

28

Exterior
Paint & Trim

30

Interior
Options

Comfort & Convenience

32 - 39

Interior / exterior
features & options

Power & Supply

40

Electrical system
& power supply

Quality & Community

42

Dedicated
to Quality

44

Roadtrek
Chapter

Support & Warranty

45

Roadside
Assistance

45

Vehicle
Warranty

Specifications

46

Vehicle Spec
Chart

“ I get in my Roadtrek and I'm transported into another world. I love the places I can go, the things I can see, the people I can meet. ”

Marcia Jones,
Roadtrek Owner.




A History of Passion and Dedication.

In 1974, Jac Hanemaayer discovered his passion for RV culture while designing a model at Home & Park Vehicles Limited. He enjoyed the process so much he bought the company. An innovator at heart, Jac worked tirelessly to redesign the vehicle, adding the now-famous sweeping roofline, lowered floor, and three-section floor plan, leading to the creation of the Roadtrek motorhome in 1980.

RAPIDO The French company Groupe Rapido acquired Roadtrek in 2019, forming Roadtrek Inc. Headquartered in Cambridge, Ontario, Roadtrek benefits from continuous product development, technological advancements, and European styling. Being part of the Rapido group ensures a commitment to customer satisfaction, quality, and attention to detail.

Today, Roadtrek stays true to the vision of our founder, offering versatile Class B motorhomes on Mercedes and RAM ProMaster chassis, tailored for diverse RV lifestyles.



With more than 50 years of product development and industry-leading customer service, we are committed to building long-lasting relationships with Roadtrek owners and delivering top-quality, custom-fitted products.



1979 Home & Park



2025 Play + Slumber



Class B, perfect for the journey



Spacious, Reliable, and Easy to Operate.

Class B camper vans are the top choice for adventurers seeking versatility and efficiency. Roadtrek camper vans combine mobility and comfort, making them suitable for both quick getaways and extended road trips. Their compact size allows for easier navigation, improved maneuverability, and

better fuel efficiency compared to larger RVs. Equipped with essential features such as kitchens and bathrooms, they offer a self-contained living space for convenience on the road. Whether used as a daily driver or a reliable travel companion, Roadtrek vans cater to the nomadic spirit.



The PLAY Series.

Designed for both first-time owners and seasoned travelers. PLAY series provides turnkey solutions for simplicity and comfort, ensuring you're ready for any adventure.

The PLAY Series offers five (5) models:



PLAY & PLAY Slumber



PLAY SRT



PLAY+ & PLAY+ Slumber

Get
out and
Play



“ Our Roadtrek allows us the freedom to wander and enjoy scenic places, without any concern for planning or reservations. - you can't beat that. ”

Grace & Doug,
Roadtrek Owner.



PLAY Model in Cherry Red
Build yours today. roadtrek.com/models



Play

The Play is built on the dependable 3500 Ram ProMaster chassis, providing a practical and reliable motorhome experience. Designed for comfort and convenience, it offers everything you need to unwind after a day of travel. As a versatile and easy to service base model, The Play is the ideal choice for those looking to explore with confidence and ease.

Galley features a 5.3 cu.ft. refrigerator, propane stove, microwave and flip up counter extension with charging station, wired for TV, USB charge ports.

*Available for
All Models*

Play



Wheelbase

159" Extended 3500 Series HD
RAM ProMaster

Overall Chassis Length

20' 9"

Seatbelts

4 (+1 with optional front-facing sofa)

Sleeps

2 (+1 with optional cab cushion)

Features

- Retractable power awning
- Outdoor shower
- Easily accessible hookups
- Heavy-duty screened sliding doors
- 110V, 11,000 BTU roof mount A/C
- Solar ready
- Side step bar on coach entry
- Spacious comfort

The Play's floor plan offers an open concept center aisle with twin or king bed layout and tons of storage throughout. The interior styling is bright and spacious, and the extensive comfort and conveniences offered make the Play a Roadtrek favourite.



Daytime Configuration




Daytime Optional Front-facing Sofa Configuration



Nighttime Twin Configuration
with Optional Cab Cushion Displayed



Nighttime King Configuration



Pop-Top
Convenience



PLAY Slumber model in Spitfire Orange
(Colour available in the US only)
Build yours today. roadtrek.com/models

“ As a solo traveler my Roadtrek provides ease and security. Roadtrek owners are welcoming and always willing to help with suggestions. ”

Anne,
Roadtrek Owner.



Play SLUMBER

The Play Slumber accommodates up to five guests, providing a family-friendly sleeping arrangement in an entry-level motorhome. It is designed to be practical, reliable, and easy to maintain, featuring the added benefit of a pop-top sleeping area for additional space and convenience.



Optional Forward facing, 12V rear power sofa with leatherette upholstery and three seat belts. Easily converts to a king-size bed.

*Available Only for
Play and Play Slumber*

Play SLUMBER



Wheelbase

159" Extended 3500 Series HD
RAM ProMaster

Overall Chassis Length

20' 9"

Seatbelts

4 (+1 with optional front-facing sofa)

Sleeps

4 (+1 with optional cab cushion)

Features

- Retractable power awning
- Outdoor shower
- Easily accessible hookups
- Heavy duty multi-function bug screens for rear and passenger side sliding door
- 110V, 11,000 BTU roof mount A/C
- Solar ready
- Great Reliability
- Spacious comfort

The Play Slumber offers an open concept center aisle floorplan and twin bed layout that easily converts to a king size bed. With tons of storage throughout, you will have plenty of space for all your travel items. The pop top in the Play Slumber model, allows for an additional sleeping space.



Daytime Configuration



Daytime Optional Front-facing Sofa Configuration



Nighttime Twin Configuration
with Optional Cab Cushion Displayed



Nighttime King Configuration



Compact size
Big adventure



“ The size and convenience allowed me to park anywhere with ease. I even parallel parked in downtown Montreal! ”

Linda,
Roadtrek Owner.



PLAY SRT Model in Silver Metallic
Build yours today. roadtrek.com/models



Play SRT

The PLAY SRT combines a compact design with exceptional functionality. Engineered for enhanced maneuverability and effortless parking in standard spaces, it delivers reliable performance making it a practical yet powerful choice.

The movable pedestal table provides a versatile workspace, easily mounted at the front or back of the vehicle. It offers a stable surface for working or other activities and can be stowed when not in use to maximize interior space.

*Available for
All Models*

Play SRT



Wheelbase

159" 3500 Series HD
RAM ProMaster

Overall Chassis Length

19' 7"

Seatbelts

5

Sleeps

2 (+1 with optional cab cushion)

Features

- Retractable power awning
- Outdoor shower
- Easily accessible hookups
- Park cable hookup
- 12V Macerator and gravity dump system
- Heavy-duty screened sliding doors
- 1 touch control panel
- rear and front dining/work station
- slide out pantry and large pot drawer

Although compact, the Play SRT's interior is thoughtfully designed with an open concept that creates a cozy and inviting atmosphere. The efficient layout provides ample storage space, allowing you to bring all your essentials without compromise. Every detail has been carefully considered to optimize the space for comfort and functionality.



Daytime Configuration



Nighttime Queen Configuration
with Optional Cab Cushion Displayed



Take Play
to the next level



“ we can drive in the middle of the night to get someplace and be there before sunrise. It just allows us to do whatever we want to do. ”

Marilyn,
Roadtrek Owner.



PLAY+ Model in Bright White
Build yours today. roadtrek.com/models



Play+

The ultimate adventure-ready camper van, perfect for those seeking a reliable, practical, and easy-to-service motorhome. Packed with thoughtful storage solutions and all the conveniences you need - just pack up and hit the road!



Equipped with fully electronic sofa, allowing seamless sofa to bed adjustment at the touch of a button.

*Available for
PLAY+*

Play+



Wheelbase

159" Extended 3500 Series HD
RAM ProMaster

Overall Chassis Length

20' 9"

Seatbelts

2

Sleeps

2 (+1 with optional cab cushion)

Features

- New 300 AMPS of Lithium batteries
- Retractable power awning
- Outdoor shower
- Easily accessible hookups
- 110V, 11,000 BTU roof-mounted A/C
- Solar-ready for off-grid adventures
- NEW Fully electronic sofa bed with a single-touch button conversion

The PLAY+ is designed to suit both first-time owners and experienced travelers. It offers a practical and reliable motorhome with upgraded interiors, providing the comfort and functionality needed for any adventure. With its easy-to-service design and ready-to-use features, the PLAY+ simplifies your travel experience, letting you focus on enjoying the journey.



Daytime Configuration



Nighttime Twin Configuration
(One or Two) with Optional
Cab Cushion Displayed



Nighttime King
Configuration

One-touch
convertible
king bed!



Take Play
to new heights



PLAY+ Slumber Model in Granite Metallic
Build yours today. roadtrek.com/models

“ The lithium battery system is a game changer allowing us to park almost anywhere without worrying about power. ”

Anne,
Roadtrek Owner.



Play+ SLUMBER

With the PLAY+ Slumber, experience unparalleled comfort with Roadtrek's meticulously crafted pop-top, designed and assembled in-house with premium materials. Ensuring dryness and comfort for all, you can effortlessly pack the pop-top with bedding and belongings intact, ready for your next adventure.

Pop-top sleeping area with a spacious bed (sleeps two), charging ports, storage tray and Heavy-duty bug screens.

Play+ SLUMBER



Wheelbase

159" Extended 3500 Series HD
RAM ProMaster

Overall Chassis Length

20' 9"

Seatbelts

4

Sleeps

4 (+1 with optional cab cushion)

Features

- 300 AMPS of lithium battery system for long-lasting power
- Retractable power awning
- Easily accessible hookups
- 110V, 13,500 BTU roof-mounted A/C
- Solar-ready connection
- Pop-top sleeping area with a spacious bed, charging ports, and storage tray
- One-touch control panel to activate coach battery system

The Play+ Slumber provides sleeping space for up to five guests, making it the perfect family-friendly entry-level coach. Combining practicality, reliability, and ease of service with the added convenience of a pop-top sleeping area, it's designed to make every adventure hassle-free.



Daytime Configuration




Nighttime King Configuration
with Optional Cab Cushion Displayed





Cherry Red Crystal



Spitfire Orange*



Granite Metallic



Silver Metallic



Ceramic Grey



Bright White



**USA Only*



Playing with Color.


Select from six (6) striking body paint options designed to complement your vehicle's style and presence. Each option is crafted with you in mind, using high-quality materials to ensure a vibrant and durable finish. The exterior surfaces are protected with a professional-grade clear coat, enhancing the visual appeal while providing resistance to wear and environmental elements. This smooth, polished finish not only elevates the overall look of the vehicle but also makes cleaning and maintenance effortless, so your vehicle can continue to look its best on every adventure.

Black Accent Package

The optional Black Accent Package includes grill, rims, and body trim.

Visual Comfort.

The perfect combination of color and material is possible with Roadtrek's décor options. These combinations set the stage for your adventures today, tomorrow, and well into the future.



Euro Package

Available only for
PLAY, PLAY Slumber & PLAY SRT

Exclusive to the PLAY series, our **Euro** interior creates a fresh canvas of warm greys, creams, and natural wood accents for a cozy, harmonious look that feels comforting and grounded.



Creamy Malt

Subtle concrete greys and cream.

Available Only for
PLAY, PLAY Slumber
& **PLAY SRT**




Cabinet Doors



Cabinetry



Countertop



Upholstery

Cabernet

Warm tones with a pop of maroon.


Available Only for
PLAY+ & PLAY+ Slumber



Cabinetry



Cabinet Doors



Countertop



Leatherette

Deep Sea Blue

Warm tones with a pop of navy.

Available Only for
PLAY+, PLAY+ Slumber



Cabinetry



Cabinet Doors



Countertop



Leatherette



Comfort and Convenience.

Roadtrek's fleet stops at nothing to provide you with best-in-class solutions born out of necessity for comfort, convince and everyday use.

Pantry

Easy roll out pantry provides plenty of space for goodies while ensuring safe travels with an easy lock closure.



Refrigeration

The Vitrifrigo refrigerator with a 3.1cu ft compressor is efficient and powerful. It can chill to lower temperatures and cool more consistently.



Storage

Clutter-free, deep drawer storage opportunities throughout. Pots and pans will feel right at home.



Countertop

Durable and practical, Roadtrek countertops offer a foldaway extension that adds to your culinary experience.

Pedestal table

The movable pedestal table provides a versatile workspace, easily mounted at the front or back of the vehicle.



Protection

Keep your pets safe, and your space bug-free with rear and side door screens.

More Ways to Play.

If you are looking for ways to upgrade your everyday adventures, our vehicles have a variety of optional features to choose from:

Entertainment

Wired for TV, USB charge ports for devices. Optional 24" HD Smart TV* with built-in full range stereo speakers.



Solar Energy

Optional, streamlined rooftop solar panels* deliver 300 watts (slumber models 200 watts) of power.



Comfort Up Front...and at the Back

An optional front cab folding mattress offers more slumber space. Forward facing, rear power sofa also available. Only for Play and Play Slumber.



*Part of the optional Smart Package which includes 24" HD Smart TV, Wall Bracket and Solar Panels.



Beyond the Bare Necessities.

Roadtrek PLAY series models come fully equipped with bathroom features that go above and beyond in comfort and convenience for those private moments on the road.

Wet Bath: Refresh yourself after a day of adventure with our convenient, on-board wet bath. Constructed with a seamless fiberglass enclosure it features a sink, toilet, towel bars, mirror, light, and a rinse handle for showers.

Secure Storage: This inlaid storage space ensures toiletries stay safely stowed while keeping clutter at bay.



More Features to Find Outside.

Automotive Safety Glass: Not your typical RV windows. Specially designed with safety, privacy and security in mind.

Outdoor Shower: Rinse off any dirty paws or adventure gear after a day of pure enjoyment with our convenient hot/cold outdoor shower system.

Roll-up Awning: Keep out of the sun at the push of a button with an easy to operate, 12' - 13', powered roll-up awning.

Step Bar: Get in and out of the coach easily (and safely) with the convenient side step bar.

Macerator and Waste Valves: The PLAY series uses a traditional gravity feed system PLUS an electronic pump Macerator system which provides fast, hygienic, waste disposal.

Get Hitched.

Each PLAY series vehicle is equipped with a sturdy hitch receiver, ready to handle whatever activity you have in mind, whether it's towing a small boat, ATV, motorcycle, or snowmobile.



Safe Towing and Weight Ratings

Understanding weight ratings ensures safe towing practices. The Gross Combined Weight Rating (GCWR), Gross Vehicle Weight Rating (GVWR), and Hitch Weight Rating Plate determine the maximum weight your vehicle can safely tow and carry. With proper calculation of tongue weight and cargo capacity, you can confidently bring along all your essentials while exploring the open road.

Gross Combined Weight Rating:

11500 lbs. (5,227 kg.)

Gross Vehicle Weight Rating:

9350 lbs. (4241 kg.)

Hitch Weight Rating:

3500 lbs. (1,587 kg.)



3,500lb Rated Hitch Receiver



Ready to Play.

Every PLAY series vehicle comes fully equipped with standard features that make life on the road a breeze, and optional equipment that round out your dream ride. Roadtrek has everything you need and more!

Interior Equipment

- Swivel Pedestal Table
- Roll out Pantry
- Pots and Pans Storage
- Propane (LP) Stove
- Microwave
- 3.1 CU. FT. Vitrifrigo Refrigerator
- Thermal Form Surface Countertop
- Foldable Countertop Extension

Exterior Equipment

- Side and Rear Bug Screens
- Privacy Night Shades
- Control Monitor Panel
- Power Awning
- Outdoor Shower
- Park Cable Hookup
- Macerator System

Electrical/HVAC Equipment

- 3000-WATT Power Inverter
- Under Hood Generator
- Air Conditioner 11,000 BTU
- Detectors (Smoke, Propane and CO)
- LP Auto Ignition Furnace
- LP Tankless Water Heater
- LP Exterior Quick Connect
- Propane Tank 22 L/5.9 gal

Optional Equipment

- Smart Package (includes 24" Smart TV, Wall Bracket and Solar Panels)
- Front Cab Folding Mattress





We Don't Play About Safety.

When choosing a chassis to complement our best-in-class interiors and features, safety and comfort are our top priorities. Roadtrek exceeds expectations with meticulously designed chassis and exterior features, guaranteeing confident and comfortable travel mile after mile.



RAM

The **RAM Promaster chassis** provides a smooth, comfortable ride that offers flexible maneuverability. From the seasoned driver to the cautious first timer, every driver will feel confident navigating the open road, inner city driving and even fitting into that seemingly impossible, everyday parking space.

See dealer for complete list of chassis features. CERTAIN CHASSIS FEATURES MAY NOT BE AVAILABLE AT TIME OF PRODUCTION and certain Dealer inventory may not include all equipment noted. Supply chain shortages are unanticipated at time of print of this publication. Photograph for illustration only. Features may vary.

Comfort and Convenience.

Put your mind at ease with Roadtrek's distinct electrical system that keeps you safely powered up.

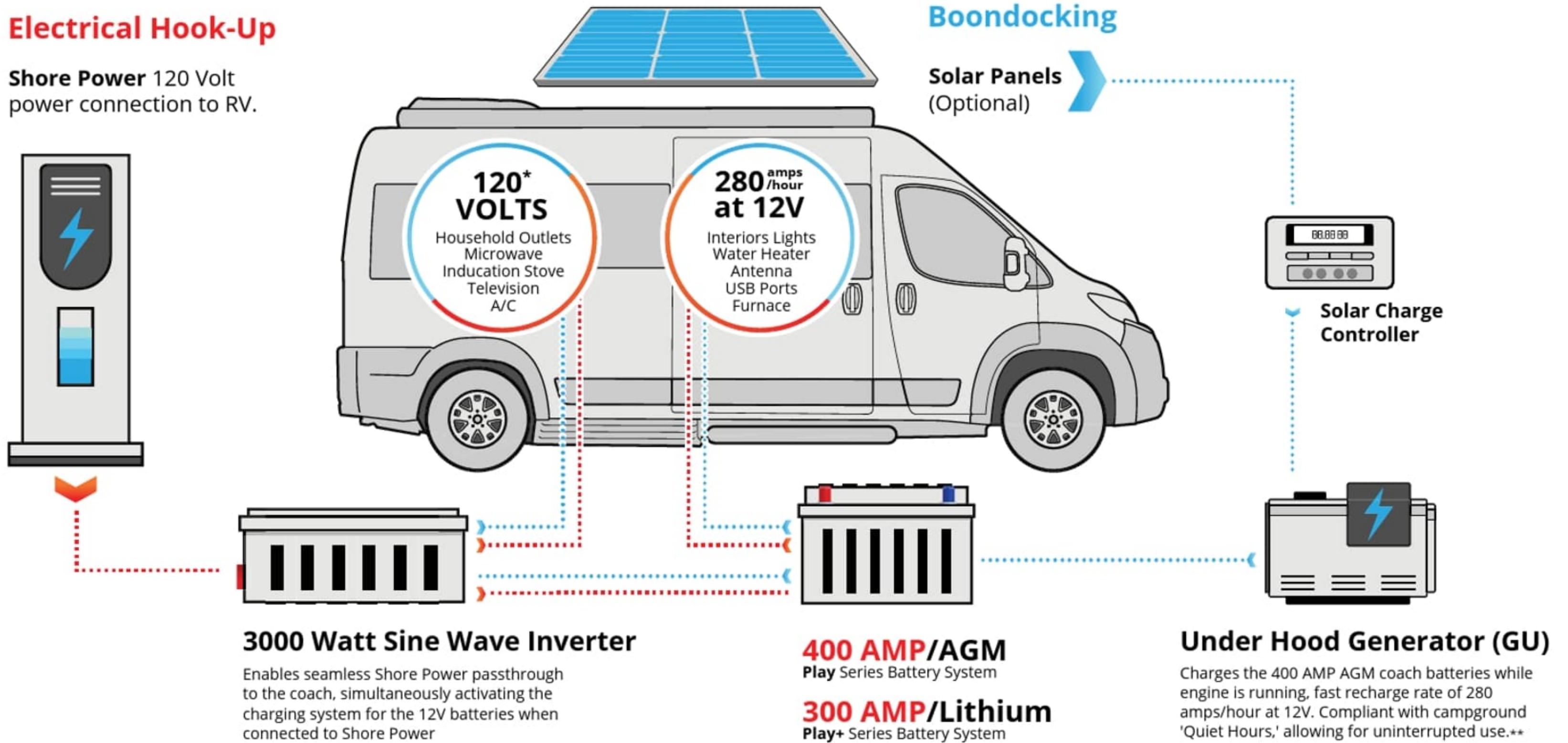
Furnace: Propane Automatic, 16,000 BTU

A/C: 110 V, 11,000 BTU Roof Mount

Propane: 22 L/5.9 gal LP Tank with Exterior Quick Connect

Electrical Hook-Up

Shore Power 120 Volt power connection to RV.



Water System: Girard 42,000 BTU Tankless Water Heater System (LP) paired with Roadtrek's 37[†] gallon fresh water capacity. A 20-gallon tank is located under the coach, while an additional 17-gallon tank is conveniently concealed behind the cab area.

Airtight Testing: We conduct a submersion test on all holding tanks to ensure there are no flaws or microscopic leaks. Tanks are submerged underwater for 1 minute to confirm there are no air bubbles present.

*When Boondocking, only turn the Inverter on to use the 120V utilities. / **The battery system in this coach is not designed for long-term boondocking experiences. You will need to be plugged into shore power to run your AC for extended periods of time. Usable power must be replenished regularly to ensure an adequate power reserve is maintained / [†]The calculated water capacity includes volume in holding tanks, water heater, and water lines.



Powered Convenience at Your Finger Tips.

One-touch Control Panel

Roadtrek provides a practical, reliable, and easy-to-maintain motorhome, ideal for RVers of all experience levels. A simple touch of a button gives you full control over the coach systems, including monitoring, lighting, battery management, HVAC, and system diagnostics.

Rear Power Sofa

The PLAY+ and PLAY+ Slumber models feature a fully electronic sofa bed with touch button(s) for effortless conversion for sleep - no manual adjustments needed!



Electronic sofa single-touch button


*Available for
**PLAY Slumber & PLAY+
Slumber (PLAY+ shown)***



Dedicated to Quality.

From top to bottom, inside and out, Roadtrek employs the highest standards across materials and technology. Our rigorous testing programs, and dedicated attention to detail throughout the assembly process, makes us an industry leader when it comes to craftsmanship and engineering.

All Roadtrek models are thoroughly inspected during each stage of assembly ensuring they meet our standards of reliability and durability. From the smallest of brackets to electrical and water/waste management systems, engineering is at the forefront of Roadtrek products.



Quality You Can See (and Can't See).

Cabinetry: To withstand varied road conditions and everyday use, we use only metal hanger brackets and secure fasteners during installation for long-lasting anchor strength.

With the use of custom CNC (Computer Numerical Control) cutting to duplicate the sidewall profile of the van, our cabinets fit perfectly, maximizing the amount of usable space inside the vehicle.

Plumbing: Plumbing lines that pass-through chassis steel are rubber grommeted to protect the integrity of the system and prevent future wear issues.

Wiring: Wieland, the best wiring harness connection system available, provides our vehicles with positive latching for a superior electrical connection, ensuring clear and stable paths while minimizing any room for error.



*Community
you can
count on!*

There are benefits to joining the Roadtrek family—experience, expertise, and support like you’ve never had before. Along with best-in-class customer service, you can become a part of Roadtrek International – the growing community of Roadtrek owners.

Roadtrek International is a great source of resources and camaraderie. This is a community that is known for being welcoming, knowledgeable and always willing to lend a hand, or shoot the breeze about life on the road in a Roadtrek. You’ll see that there is certainly strength in numbers.

Whether through dedicated ownership groups on Facebook, meet-ups, rallies or caravans across North America, you’ll find a network where connections and valuable advice abound at every turn.

Join the Roadtrek family today!
For more information visit:
roadtrekchapter.org



Always on Your (Road)side.



Roadtrek offers adventurers seeking the open road lifestyle a unique blend of convenience and mobility. However, like any vehicle, Class B RVs can be susceptible to mechanical issues, flat tires, engine breakdowns, and other unforeseen emergencies that can occur while traveling.

Unlike smaller vehicles, Class B RVs are equipped with specialized systems such as plumbing, electrical, heating, and cooling, in addition to the standard automotive components. When these systems malfunction or break down, they require specialized knowledge and tools to diagnose and repair. Roadtrek Roadside assistance provides the expertise and timely assistance to get you back on the road.

Roadside assistance is not a luxury; it's a critical necessity for ensuring the safety and peace of mind of today's travelers. All Roadtrek PLAY series vehicles come with unlimited Roadside Assistance benefits:

- Towing
- Jump-starts
- Tire Assistance
- Dealer Locator Assistance
- Locksmith/Lockout Service
- Delivery of Fuel
- Technical Support

Powered by: SAFERIDERV
MOTOR CLUB

A Warranty As Good As Our Vehicles.



There are benefits to joining the Roadtrek family — experience, expertise, and support like you've never had before. Along with best-in-class customer service, Roadtrek offers the longest warranty coverage in the Class B segment, ensuring protection for you and your investment. We pride ourselves on quality and dependable customer service and if at any time you encounter an issue with your vehicle, we'll be there.

- 5-year/60,000-mile or 100,000-kilometer Gas Powertrain Limited Warranty covering the cost of repairs on all covered powertrain components – engine, transmission and drive system for most new Ram vehicles. 3-year/36,000-mile or 60,000 kilometer Limited Warranty, provides bumper-to-bumper coverage of your vehicle, from the body to the electrical system. Refer to chassis manufacturer's website for complete details.
- Two (2) year comprehensive, unlimited mileage warranty. Please contact your nearest Roadtrek dealer for complete details.

We're with you all the way

| Model | PLAY | PLAY Slumber | PLAY SRT | PLAY+ | PLAY+ Slumber |
|--|---|--|--|--|--|
| Capacity | | | | | |
| Travel Capacity | 4 (5 with optional FF Sofa) | 4 (5 with optional FF sofa) | 5 | 2 | 5 |
| Sleeping Capacity | 2 | 4 | 2 | 2 | 4 |
| Sleeping Capacity w/ Front Folding Mattress (Optional) | 3 | 5 | 3 | 3 | 5 |
| Chassis | | | | | |
| Base Model | RAM Promaster 3500 159" EXT Van w/9 spd transmission | RAM Promaster 3500 159" EXT Van w/9 spd transmission | RAM Promaster 3500 159" EXT Van w/9 spd transmission | RAM Promaster 3500 159" EXT Van w/9 spd transmission | RAM Promaster 3500 159" EXT Van w/9 spd transmission |
| Engine | 3.6L Gas, V6 | 3.6L Gas, V6 | 3.6L Gas, V6 | 3.6L Gas, V6 | 3.6L Gas, V7 |
| Fuel Type | Gasoline | Gasoline | Gasoline | Gasoline | Gasoline |
| Fuel capacity | 90.8/24 U.S GAL. | 90.8/24 U.S GAL. | 90.8/24 U.S GAL. | 90.8/24 U.S GAL. | 90.8/24 U.S GAL. |
| Wheelbase | 159" (4,039 mm) | 159" (4,039 mm) | 159" (4,039 mm) | 159" (4,039 mm) | 159" (4,039 mm) |
| Advanced Safety | Park Assist, Adaptive Cruise Control w/Stop & Go, Driving Assist, 360 Surround View Camera, Lane Departure Warning Plus, Blind Spot and Cross Path Detection, Collision Warning, Power Heated Mirrors, Remote Start, Tire pressure Monitoring | | | | |
| HD Radio | Uconnect 5, 10.1" Display, Voice Command, Apple Car Play, Android Auto, Wireless Charging Pad, 4G LTE WI-FI Hotspot | | | | |
| Sumo Springs (Installed by Roadtrek) | Rear Only | Rear Only | Rear Only | Rear Only | Rear Only |
| Gross Vehicle Weight Rating | 9350 lbs. (4241 kg.) | 9350 lbs. (4241 kg.) | 9350 lbs. (4241 kg.) | 9350 lbs. (4241 kg.) | 9350 lbs. (4241 kg.) |
| Cargo Carrying Capacity (CCC) CDN | 915 lbs. (415 kg.) | 670 lbs. (304 kg) | 915 lbs. (415 kg) | 915 lbs. (415 kg.) | 670 lbs. (304 kg.) |
| Occupant & Cargo Carrying Capacity (OCCC) US | 1823 lbs. (827 kg.) | 1578 lbs. (716 kg.) | 1970 lbs. (895kg.) | 1823 lbs. (827 kg.) | 1578 lbs. (716 kg.) |
| Gross Combined Weight Rating | 11500 lbs. (5,227 kg.) | 11500 lbs. (5,227 kg.) | 11500 lbs. (5,227 kg.) | 11500 lbs. (5,227 kg.) | 11500 lbs. (5,227 kg.) |
| Dry Weight | 7529 lbs. (3415 kg.) | 7749 lbs. (3514 kg.) | 7379 lbs. (3347 kg.) | 7529 lbs. (3415 kg.) | 7749 lbs. (3514 kg.) |
| Hitch Weight Rating | 3500 lbs. (1,587 kg.) | 3500 lbs. (1,587 kg.) | 3500 lbs. (1,587 kg.) | 3500 lbs. (1,587 kg.) | 3500 lbs. (1,587 kg.) |
| Tongue Weight Rating | 300 lbs. (136 kg.) | 300 lbs. (136 kg.) | 300 lbs. (136 kg.) | 300 lbs. (136 kg.) | 300 lbs. (136 kg.) |
| Towing Capacity (Max) | 2150 lbs (975 kg.) | 2150 lbs (975 kg.) | 2150 lbs (975 kg.) | 2150 lbs (975 kg.) | 2150 lbs (975 kg.) |
| Exterior Length | 20' 9" (6,325 mm) | 20' 9" (6,325 mm) | 19' 7" (5,969 mm) | 20' 9" (6,325 mm) | 20' 9" (6,325 mm) |
| Exterior Width (without mirrors) | 6' 11" (2,108 mm) | 6' 11" (2,108 mm) | 6' 11" (2,108 mm) | 6' 11" (2,108 mm) | 6' 11" (2,108 mm) |
| Exterior Height (with roof A/C) | 9' 5" (2,870 mm) | 9' 7" (2,956 mm) | 9' 5" (2,870 mm) | 9' 5" (2,870 mm) | 9' 7" (2,956 mm) |
| Interior Standing Height | 6' 2" (1,880 mm) | 6' 2" (1,880 mm) | 6' 2" (1,880 mm) | 6' 2" (1,880 mm) | 6' 2" (1,880 mm) |
| Electrical | | | | | |
| Coach Control System | 1 touch control panel function activates the coach battery system w/ monitor panel- water, propane, battery charge levels & battery disconnect | | | | |
| Batteries | 400 AMP AGM | 400 AMP AGM | 400 AMP AGM | 300 AMP Lithium | 300 AMP Lithium |
| Under-Hood Generator | Included | Included | Included | Included | Included |
| Under-Chassis Generator (Optional) | Cummins Generator 2.8 Gas, 200 amp. Note: replaces underhood generator and AGM battery system | N/A | N/A | N/A | N/A |
| Inverter | 3000-Watt Power Inverter | 3000-Watt Power Inverter | 3000-Watt Power Inverter | 3000-Watt Power Inverter | 3000-Watt Power Inverter |
| Solar | Optional Smart Package: 300 W | Optional Smart Package: 200 W | Optional Smart Package: 300 W | Optional Smart Package: 200 W | Optional Smart Package: 300 W |
| External Power Connection | 110 V/ 30 AMP with detachable power cord | 110 V/ 30 AMP with detachable power cord | 110 V/ 30 AMP with detachable power cord | 110 V/ 30 AMP with detachable power cord | 110 V/ 30 AMP with detachable power cord |
| Detectors | Smoke, Propane and CO | Smoke, Propane and CO | Smoke, Propane and CO | Smoke, Propane and CO | Smoke, Propane and CO |
| HVAC | | | | | |
| Water System | Girard Tankless Water heater System LP 42,000 BTU | | | | |
| Furnace | Propane automatic, 16,000 BTU | Propane automatic, 16,000 BTU | Propane automatic, 16,000 BTU | Propane automatic, 16,000 BTU | Propane automatic, 16,000 BTU |
| A/C | 110 V, 11,000 BTU roof mount | 110 V, 13,500 BTU roof mount | 110 V, 11,000 BTU roof mount | 110 V, 11,000 BTU roof mount | 110 V, 11,000 BTU roof mount |
| Propane | 5.9 gal. / 22 L LP Tank w/ Exterior Quick Connect | 5.9 gal. / 22 L LP Tank w/ Exterior Quick Connect | 5.9 gal. / 22 L LP Tank w/ Exterior Quick Connect | 5.9 gal. / 22 L LP Tank w/ Exterior Quick Connect | 5.9 gal. / 22 L LP Tank w/ Exterior Quick Connect |

| Model | PLAY | PLAY Slumber | PLAY SRT | PLAY+ | PLAY+ Slumber |
|---|--|--|--|---|---|
| HVAC | | | | | |
| Water System | Girard Tankless Water heater System LP 42,000 BTU | | | | |
| Furnace | Propane automatic, 16,000 BTU | Propane automatic, 16,000 BTU | Propane automatic, 16,000 BTU | Propane automatic, 16,000 BTU | Propane automatic, 16,000 BTU |
| A/C | 110 V, 11,000 BTU roof mount | 110 V, 13,500 BTU roof mount | 110 V, 11,000 BTU roof mount | 110 V, 11,000 BTU roof mount | 110 V, 11,000 BTU roof mount |
| Propane | 5.9 gal. / 22 L LP Tank w/ Exterior Quick Connect | 5.9 gal. / 22 L LP Tank w/ Exterior Quick Connect | 5.9 gal. / 22 L LP Tank w/ Exterior Quick Connect | 5.9 gal. / 22 L LP Tank w/ Exterior Quick Connect | 5.9 gal. / 22 L LP Tank w/ Exterior Quick Connect |
| Kitchen | | | | | |
| Dining | Front/ Rear | Front/ Rear | Front/ Rear | Front/ Rear | Front/ Rear |
| Interior Galley Aisle Width | 28 3/4" | 28 3/4" | 28 3/4" | 28 3/4" | 28 3/4" |
| Galley | Vinyl wrapped countertop with flip-up extension, stainless steel sink with gooseneck faucet and flush cover. | | | Solid surface countertop with flip-up extension, stainless steel sink with gooseneck faucet and flush cover. | |
| Adjustable Table | Pedestal Table | Pedestal Table | Pedestal Table | Pedestal Table | Pedestal Table |
| Refrigerator | 12 V, 5.3 CU FT. Compressor | 12 V, 5.3 CU FT. Compressor | 12 V, 5.3 CU FT. Compressor | 12 V, 5.3 CU FT. Compressor | 12 V, 5.3 CU FT. Compressor |
| Microwave | 110 V, 20 L/0.7 CU FT., 700W | 110 V, 20 L/0.7 CU FT., 700W | 110 V, 20 L/0.7 CU FT., 700W | 110 V, 20 L/0.7 CU FT., 700W | 110 V, 20 L/0.7 CU FT., 700W |
| Stove – Propane (Standard) | Two burners recessed with flush cover and built-in ignitor | Two burners recessed with flush cover and built-in ignitor | Two burners recessed with flush cover and built-in ignitor | Two burners recessed with flush cover and built-in ignitor | Two burners recessed with flush cover and built-in ignitor |
| Stove – Induction (Optional) | N/A | N/A | N/A | N/A | N/A |
| Sleeping | | | | | |
| Side Facing Rear Power Sofa | (Standard) Side facing 12 V rear power sofa with leatherette upholstery and two seat belts. Area converts to a king size bed. | (Standard) Side facing 12 V rear power sofa with leatherette upholstery and two seat belts. Area converts to a king size bed. | N/A | Side facing 12 V rear power sofas with leatherette upholstery. Power sofas converts automatically to a king size bed. | N/A |
| Forward Facing Rear Power Sofa | (Optional) Forward facing 12 V rear power sofa with leatherette upholstery and three seat belts. Area converts to a king size bed. | (Optional) Forward facing 12 V rear power sofa with leatherette upholstery and three seat belts. Area converts to a king size bed. | Forward facing 12 V rear power sofa with leatherette upholstery and three seat belts. Area converts to a queen size bed. | N/A | Forward facing 12 V rear power sofa with leatherette upholstery and three seat belts. Area converts to a king size bed. |
| Rear Sleeping KING (wxl) | 70"x75" (1178mm x 1905mm) | 70"x75" (1178mm x 1905mm) | N/A | 70"x75" (1178mm x 1905mm) | 70"x75" (1178mm x 1905mm) |
| Rear Sleeping QUEEN (wxl) | N/A | N/A | 62"x68" (1575mm x 1727mm) | N/A | N/A |
| Rear TWIN bed sleeping driver side (wxl) | 29"x74" (736mm x 1879mm) | 29"x74" (736mm x 1879mm) | N/A | 29"x75" (736mm x 1905mm) | N/A |
| Rear TWIN bed sleeping passenger side (wxl) | 29"x74" (736mm x 1879mm) | 29"x74" (736mm x 1879mm) | N/A | 29"x75" (736mm x 1905mm) | N/A |
| Rear SINGLE bed sleeping | N/A | N/A | N/A | 37"x75" (940mm x 1905mm) | N/A |
| Option: Front folding mattress (option) (wxl) | 33"x70" (838mm x 1778mm) | 33"x70" (838mm x 1778mm) | 33"x70" (838mm x 1778mm) | 33"x70" (838mm x 1778mm) | 33"x70" (838mm x 1778mm) |
| Front Combination Bench/Bed | N/A | N/A | N/A | N/A | N/A |
| Pop Top Mattress | N/A | 52"x79" (1321mm x 2007mm) | N/A | N/A | 52"x79" (1321mm x 2007mm) |
| Pop Top Area | N/A | Ladder, Adjustable brightness LED light strip, 2 USB Ports, Zipper Window/ Screens & Venting Skylight | N/A | N/A | Ladder, Adjustable brightness LED light strip, 2 USB Ports, Zipper Window/ Screens & Venting Skylight |
| Storage | | | | | |
| Cabinets/Drawers | 10 | 10 | 9 | 15 | 10 |
| Interior Trunk Dimensions | N/A | N/A | N/A | N/A | N/A |
| Media | | | | | |
| Entertainment | Wired for TV, USB charge ports for your devices. Optional Smart Package: 24" Smart TV, rotating bracket w/power boost digital antenna. | | | | |
| Exterior | | | | | |
| Steps | Side step bar on coach entry | Side step bar on coach entry | Side step bar on coach entry | Side step bar on coach entry | Side step bar on coach entry |
| Interior Windows | 9 | 9 | 8 | 9 | 9 |
| Skylight | N/A | N/A | N/A | N/A | N/A |
| Awning | 13' Power Awning | 13' Power Awning | 12' Power Awning | 13' Power Awning | 13' Power Awning |
| Screen Package | Heavy-duty multi-function bug screens for rear and passenger side sliding door. | | | | |
| Thule Package (Optional) | N/A | N/A | N/A | N/A | N/A |

This information is intended as a guide only; please visit www.roadtrek.com for a complete list of specifications and options. Some motorhomes may be shown with equipment that is optional. Accessories shown in photography are not included.

*Make the
open road your
Playground*



   [roadtrek.com](https://www.roadtrek.com)



Your source for everything Roadtrek:

- Owners Information
- How to Guides
- Locators for Dealers & Service
- Models
- Build Your Own

DEALER STICKER DEALER STICKER
ER DEALER STICKER DEALER
STICKER DEALER STICKER DEALER
ER STICKER DEALER STICKER