



 **ROADTREK**
Your destination awaits

Premium Models
CHASE 50 ZION SERIES PIVOT SERIES

A History of Passion and Dedication.



In 1974, Jac Hanemaayer discovered a growing interest in the culture and business surrounding RVs while designing his own model as an employee with Home & Park Vehicles Limited.

The process of combining the comforts of a larger motorhome with a compact and easy-to-drive van was such an enjoyable experience for Hanemaayer, he decided to purchase the company. An innovator at heart, Hanemaayer worked tirelessly to redesign the vehicle to include the now famous sweeping roofline, lowered floor, and three-section floor plan and in 1980 the Roadtrek motorhome came to life.

Roadtrek has come a long way from our early success in developing a comfortable and functional Class B motorhome.



After over 50 years of product development and industry leading customer service we believe in building long-standing relationships with Roadtrek owners and delivering a quality custom-fitted product.



Roadtrek now offers a full line of Class B coaches built on Mercedes and RAM ProMaster chassis which range in size and style to suit any RV lifestyle.

RAPIDO In 2019 the Roadtrek brand was acquired by French-born company Groupe Rapido. This acquisition led to the creation of Roadtrek Inc., which is now headquartered in Cambridge, Ontario Canada and leads the charge on building quality Class B motorhomes for the North American market. Belonging to the Rapido group of products offers numerous benefits, such as continuous product development, technological advancements, European styling, and being part of a family-owned group that prioritizes customer satisfaction, quality, and attention to detail.

Why Class B Camper Vans?

Customers purchase compact motorhomes or Class B camper vans for a variety of reasons, making them the go-to-choice for adventurous individuals seeking a versatile and efficient travel solution. Roadtrek Camper vans offer the perfect blend of mobility and comfort, making them ideal for both spontaneous getaways and extended road trips.

Class B camper vans are known for their maneuverability, allowing drivers to navigate urban environments with ease while providing the freedom to explore more remote and scenic locations. Their smaller size translates to better fuel efficiency, making them a cost-effective option for those conscious of their travel budget. Moreover, camper vans often come equipped

with essential amenities, such as kitchen facilities and bathroom features, ensuring a self-contained and comfortable living space on the road. With the ability to serve as both a practical daily driver and a cozy home on wheels, Class B camper vans cater to the nomadic spirit, making them a popular choice for those seeking a flexible and convenient travel lifestyle.



Experience Roadtrek.

The Roadtrek premium collection includes three primary models, the Chase 50 series, the Pivot series and the Zion Series. These models offer a range of options and configurations including pop tops to ensure you get everything you need and more out of your Roadtrek experience.

From premium quality materials, engineering and craftsmanship to customer service and a community unlike any other, we welcome you to the Roadtrek Experience.

This is your guide to Roadtrek's Premium models, travel comforts, decor and chassis information. If you require more information, please visit roadtrek.com or contact your nearest dealer.

Safe travels.



Chase 50

Celebrating a half-century of excellence, the Chase 50 is refined in its design.



Interior Comfort

Roadtrek places safety, comfort and convenience at the top of the list when it comes to supplying adventurers with everything they need, and more.



Quality & Technology

Roadtrek is renowned for its unmatched dedication to onboard technology and exceptional quality standards.



Zion Series

The Zion, Zion SRT and Zion Slumber are the perfect Class B options for your active lifestyle.



Luxury Decor

Form and function live happily ever after complimenting the premium quality that has become synonymous with Roadtrek.



Pivot Series

The Pivot and Pivot Slumber boast an innovative design to deliver a harmonious blend of robustness and sophistication.



Chassis & Exterior Features

Premium series models are supported by a RAM Promaster 3500HD RV Ready Chassis Confidence, safety and comfort combined.

Model Specifications

Last but certainly not least, everything you want to know from tip to toe, in detail. Exact specifications for each Roadtrek Premium Series model.

P. 34

CHASE 50


Anniversary Edition.

After 50 years of adventures on the open road, Roadtrek has learned more than a thing or two when it comes to selecting the right combination of premium features for your next adventure. We continue our legacy of Roadtrek dedication to quality, safety and comfort so you can enjoy each and every mile ahead. Here's to another 50 years and more.



“If people have that sense of adventure and wanderlust, and they like to see new places, I would really recommend this kind of lifestyle.”

Teresa
Roadtrek Owner



CHASE 50

The limited edition Roadtrek Chase 50 celebrates 50 years of hitting the open road by combining some of the best elements of our most popular models. Clear sightlines from the front to the back of the coach as well as enhanced comfort and modern conveniences throughout offer you the best of all worlds.

Anniversary Edition.

Build your Chase 50 today.



CHASE 50
Daytime
Configuration



CHASE 50

- 159" Extended 3500 Series HD RAM PROMASTER
- Seat Belts 4
- Sleeps 2 (+1 with Optional Cab Cushion)
- Overall chassis length 20' 9"

CHASE 50
Nighttime Twin
Configuration



Optional Cab Cushion



Nighttime King
Configuration

The development of the Roadtrek Chase 50 series was inspired by over 5 decades of making memories by way of the roads that take us where our hearts desire. The Chase 50 offers the largest RV king bed and individual twin bed sizes offered in a Class B. Featuring Italian leather accents and extra thick, high-density bed cushions, as well as adjustable headrests, our Chase 50 series provides premium comfort that goes above and beyond.

ZION

Someday Starts Now.

The Zion series makes it easy to stop thinking about tomorrow and start planning for today. This versatile coach, built on the RAM Promaster 3500 159" EXT Van w/3.6L V6 – 9 spd transmission chassis, features an open-concept floor plan. This design allows you to pack all your outdoor adventure gear, from bikes to kayaks, in the spacious center aisle. The beautifully designed interior, wet bath, spacious galley, large refrigerator, comfortable accommodations and an abundance of storage make the Zion the perfect travel companion.



“Our Roadtrek allows us the freedom to wander and enjoy scenic places, without any concern for planning or advance reservations. Waking up in the morning for breakfast, looking out the windows at beautiful shoreline scenery of nature - you can't beat that.”

Grace & Doug
Roadtrek Owners





The Roadtrek Zion is our signature series that features 3 models designed to suit your needs and surpass expectations. The fully equipped kitchen galley offers a two burner propane stove (optional induction stove shown), stainless steel undermount sink with flush mount cover, gooseneck faucet, flip up counter extension and lots of storage. The Zion, Zion SRT and Zion Slumber are equipped to take you where you want to go.



Build your Zion today.



ZION SRT
Daytime Configuration



ZION SRT
Nighttime Queen Configuration
Optional Cab Cushion displayed



ZION & ZION SLUMBER
Daytime Configuration



ZION & ZION SLUMBER
Daytime Optional Front Facing
Sofa Configuration



ZION & ZION SLUMBER
Nighttime King Configuration
Optional Cab Cushion displayed



ZION & ZION SLUMBER
Nighttime Twin Configuration



ZION SRT 

- 159" 3500 Series HD RAM PROMASTER
- Seat Belts 5
- Sleeps 2 (+1 with Optional Cab Cushion)
- Overall chassis length 19' 7"

ZION  **Zion SLUMBER**

- 159" Extended 3500 Series HD RAM PROMASTER
- Seat Belts 5
- Zion Sleeps 2 (+1 with Optional Cab Cushion)
- Zion Slumber Sleeps 4 (+1 with Optional Cab Cushion)
- Overall chassis length 20' 9"

PIVOT

Get Ready to Pivot.

The Pivot series offers travel versatility. Bench seating directly behind the cab seats allows for comfortable socializing for up to four people. The innovative floor plan has ample aisle space that provides extra storage convenience. The raised beds can be converted into a King or keep them as two Twins. The Duo Space bath has a pivoting wall that allows the user to close off the amenities in the bathroom and prevent them from becoming wet while showering.



“We can get up when we want, we can go to bed when we want; we can drive in the middle of the night to get someplace and be there before sunrise. It just allows us to do whatever we want to do.”

Marilyn
Roadtrek Owner



PIVOT

PIVOT slumber

Roadtrek's award-winning Pivot & Pivot Slumber offer maximized storage capabilities designed with convenience and maneuverability top of mind. Spacious and functional Duo Space bathroom facilities, designed around the driest wet bath and complemented by an exceptional floor plan, ensure all your needs are met for any adventure you can dream up.



Build your **Pivot** today.



PIVOT & PIVOT SLUMBER
Daytime Configuration




PIVOT

The Pivot Duo Space bathroom allows the user to close off amenities from getting wet during showering utilizing a unique pivoting wall.

PIVOT & PIVOT SLUMBER
Nighttime Configuration



Nighttime Twin
Configuration



Nighttime King
Configuration

PIVOT

- 159" Extended 3500 Series HD RAM PROMASTER
- Seat Belts 4
- Sleeps 2
- Overall chassis length 20' 9"

PIVOT slumber

- 159" Extended 3500 Series HD RAM PROMASTER
- Seat Belts 4
- Sleeps 4
- Overall chassis length 20' 9"

Travel Comforts By Roadtrek.

Roadtrek provides you with everything you need to travel in comfort. We've designed our campers to suit your love of the open-road lifestyle. From kitchen to bedding, bathroom to chassis, Roadtrek's promise to premium quality has you covered. Travel with confidence and comfort with Roadtrek.

“The size and convenience allowed me to park anywhere with ease. I even parallel parked in downtown Montreal!”

Linda & “Packer”
Roadtrek Owners



Comfort And Convenience.

Roadtrek's Premium fleet stops at nothing to provide you with best-in-class solutions born out of necessity for comfort, convenience and everyday use.



Refrigeration

Industry-leading Vitrifrigo compressor refrigerators, boasting a 5.3 cu ft fridge and a 1 cu ft freezer, can chill to lower temperatures and maintain consistent cooling, surpassing absorption refrigerators in efficiency, regardless of outside ambient temperature.



Chef's Delight

Durable and practical, Roadtrek countertops offer a large foldaway extension that adds to your culinary experience.



Pantry & Storage

A large, easy roll out pantry provides plenty of space for goodies while ensuring safe travels with an easy lock closure. Clutter-free, deep drawer storage opportunities throughout. Pots and pans will feel right at home. Necessities and clothing can travel as one with plenty of room to hangout.

Experience The Premium Quality of Roadtrek.

Roadtrek provides a dependable foundation for all your adventures. Our commitment to delivering Best in Class builds, crafted with long-lasting materials, is evident in the quality of every Roadtrek vehicle, extending as far as your imagination can take you. Our premium fleet features a selection of onboard amenities designed to give you what you need to fulfill your dreams with convenience and comfort.



Lagun Table

An adjustable 3 way swivel table provides versatility to suit your needs. Mountable in the front or rear of the coach. (Not applicable to the Pivot Series)



Warm & Cozy

Truma's climate control systems provide luxurious and dependable comfort for those hot days and cool nights.



24" Smart TV

Enjoy your choice of entertainment on a 24" HD TV with multi-viewing modes & built-in full range stereo speakers.



Comfort Up Front

An optional front cab folding mattress comes in handy, offering more slumber space with premium comfort.



Protection

Keep your pets safe, and your space bug-free with rear and side door screens.



Rooftop Solar Panels

Streamlined rooftop solar panels deliver 300 watts (slumber models 200 watts) of power to power your every adventure.

Roadtrek Feature Comforts.

Taking comfort on the road to a new level, Roadtrek Premium models come equipped with the modern comforts and conveniences you'd expect. With standard options that raise the bar, to options that round out your dream ride, Roadtrek has what you need and more.

Standard Equipment

- 24" Smart TV
- Park Cable Hook Up
- Microwave
- Vitrifrigo 5.3 CU FT* Refrigerator
- LP Stove
- Pots & Pans Drawer
- Lagun* Adjustable Swivel Table
- Premium Utility Bug Screens
- Privacy Shades for Cab
- Smoke/LP/CO Detectors
- Firefly Touch Control Monitor System
- 600 Amp Lithium System
- 3000-Watt Power Inverter
- Rooftop Solar
- Power Awning
- Outdoor Shower
- LP Exterior Quick Connect
- Full Body Paint
- Under-Hood Generator

Optional

- Induction Stovetop
- Accent Paint Packages
- Floor Plans Options Vary
- Interior Decors
- Front Cab Folding Mattress
- Thule Bike Rack / Roof Rack Ladder



Thule Accessory Package

The optional Thule Accessory package includes a roof rack, an easy-to-use telescoping ladder, and a sturdy bike rack that makes loading and unloading your cargo and bikes effortless. Have confidence that your bikes are securely in place and enjoy the convenience of opening the van doors even when the bikes are loaded.

Unleash the Towing Power of Your Roadtrek

Discover a whole new level of versatility with the towing capacity of your Roadtrek Class B motorhome. Equipped with a sturdy hitch, your Roadtrek is ready to handle whatever adventure you have in mind, whether it's towing a small boat, ATV, motorcycle, or snowmobile.



Safe Towing

It's crucial to understand the weight ratings to ensure safe towing practices. The Gross Combined Weight Rating (GCWR), Gross Vehicle Weight Rating (GVWR), and Hitch Weight Rating Plate determine the maximum weight your vehicle can safely tow and carry. With proper calculation of tongue weight and cargo capacity, you can confidently bring along all your essentials while exploring the open road with your Roadtrek.

Build yours today. roadtrek.com/build-your-own



*Pivot: 3.1 cu ft. refrigerator, Adjustable swivel table

Roadtrek Offers You The Top With A Pop.

Available on the Zion and Pivot Series a roomy pop-top extends the enjoyment with a removable ladder that leads to an additional sleeping area that includes 3 large zippered windows/screens, adjustable brightness LED light strip, Ceiling Skylight / Vent with screen + night shade.



Quality Ensures Maximum Comfort

Experience unparalleled comfort with Roadtrek's meticulously crafted pop-tops, designed and assembled in-house with premium materials. Ensuring dryness and comfort for all, you can effortlessly pack the pop-top with bedding and belongings intact, ready for your next adventure.



Within Reach

USB charging ports and travel tray make storing your accessories convenient.



Unprecedented Space

Roadtrek pop-tops boast the largest space offered in a Class B featuring a 52" x 79" mattress, and 49" ceiling clearance.

Build yours today. roadtrek.com/build-your-own



Personalized Decor Takes Luxury on The Road.

Your adventures are as unique as your lifestyle. Roadtrek ensures you can travel in luxury and comfort surrounded by tones and textures that suit you best. Décor designed to last as long as the road ahead.

“As a solo traveler my Roadtrek provides ease and security. This is has been my retirement plan for a long time. Roadtrek owners are welcoming and always willing to help with suggestions. Just like family.”


Anne
Roadtrek Owner



Luxury The Way You Want It.

The perfect combination of color and material is possible with Roadtrek's décor options. Designed to optimize visual comfort and premium finishes, these combinations set the stage for your adventures today, tomorrow, and well into the future.


White Sand
Modern Contemporary redefined.



Willow Sage
Clean and cool go hand in hand.



Chestnut
Where warmth meets luxury.



Chassis and Exterior Features Like No Other.

When choosing a chassis to complement our best-in-class interiors and features, safety and comfort are our top priorities. Roadtrek exceeds expectations with meticulously designed chassis and exterior features, guaranteeing confident and comfortable travel mile after mile.

“After 1 year of ownership our Roadtrek has 17,250 miles on it and has seen both oceans, the Gulf of Mexico and Canada. The lithium battery system is a game changer allowing us to park almost anywhere without worrying about power. Our Roadtrek has allowed us to seek adventures and travel the country exactly as we intended.”

Winnie
Roadtrek Owner



Confidence, Safety And Comfort, All in One.



The RAM Promaster chassis provides a smooth, comfortable ride that offers flexible maneuverability. From the seasoned driver to the cautious first timer, every driver will feel confident navigating the open road, inner city driving and even fitting into that seemingly impossible, everyday parking space.

Premium models feature Roadtrek monogrammed high quality, luxury comfort cab seat coverings and a 3.6L V6 9 Speed Auto Transmission.

Roadtrek Premium models are supported by a RAM Promaster 3500HD RV Ready Chassis that delivers more than you could ever need.



2024 Chassis Specifications.

Base Model

RAM Promaster 3500 159" EXT Van
w/9 spd transmission

Engine

3.6L Gas, V6

Fuel Type

Gasoline

Fuel Capacity

90.8 L/24 U.S. GAL.

Wheelbase

159" (4,039 mm)

Sumo Springs (Installed by Roadtrek)

Rear Only

Gross Vehicle Weight Rating

9350 lbs. (4241 kg.)

Cargo Carrying Capacity (CCC) CDN

683 lbs. (310 kg.)

Occupant & Cargo Carrying Capacity (OCCC) US

1549 lbs. (703 kg.)

Gross Combined Weight Rating

11500 lbs. (5,227 kg.)

Dry Weight

7804 lbs. (3539 kg.)

Hitch Weight Rating

3500 lbs. (1,587 kg.)

Tongue Weight Rating

300 lbs. (136 kg.)

Exterior Length

20' 9" (6,325 mm)

Exterior Width (without mirrors)

6' 11" (2,108 mm)

Exterior Height (with roof AC)

9' 5" (2,870 mm)

Interior Standing Height

6' 2" (1,880 mm)



Advanced safety features include:

- Park Assist
- Adaptive Cruise Control w/Stop & Go
- Driving Assist
- 360 Surround View Camera
- Lane Departure Warning Plus
- Blind Spot and Cross Path Detection
- Collision Warning
- Power Heated Mirrors
- Remote Start
- Tire pressure Monitoring

HD Radio features include:

- Uconnect 5
- 10.1" Display
- Voice Command
- Apple Car Play/Android Auto
- Wireless Charging Pad
- 4G LTE WI-FI Hotspot

See dealer for complete list of chassis features.

CERTAIN CHASSIS FEATURES MAY NOT BE AVAILABLE AT TIME OF PRODUCTION and certain Dealer inventory may not include all equipment noted. Supply chain shortages are unanticipated at time of print of this publication. Photograph for illustration only. Features may vary.

Roadtrek Roadside Is By Your Side.



Roadtrek offers adventurers seeking the open road lifestyle a unique blend of convenience and mobility. However, like any vehicle, Class B RVs can be susceptible to mechanical issues, flat tires, engine breakdowns, and other unforeseen emergencies that can occur while traveling.

Unlike smaller vehicles, Class B RVs are equipped with specialized systems such as plumbing, electrical, heating, and cooling, in addition to the standard automotive components. When these systems malfunction or break down, they require specialized knowledge and tools to diagnose and repair. Roadtrek Roadside assistance provides the expertise and timely assistance to get you back on the road.

Roadside assistance is not a luxury; it's a critical necessity for ensuring the safety and peace of mind of today's travelers.

Unlimited Roadside Assistance

- Towing & Jump Starts
- Tire Assistance
- Dealer Locator Assistance
- Locksmith/Lockout service
- Delivery Of Fuel
- Technical Support And Roadside Assistance



Backed By a Warranty As Good As Our Vehicles.



There are benefits to joining the Roadtrek family – experience, expertise, and support like you've never had before. Along with best-in-class customer service, Roadtrek offers the longest warranty coverage in the Class B segment, ensuring protection for you and your investment. We pride ourselves on quality and dependable customer service and if at any time you encounter an issue with your vehicle, we'll be there.

- 5-year/60,000-mile or 100,000-kilometer Gas Powertrain Limited Warranty covering the cost of repairs on all covered powertrain components – engine, transmission and drive system for most new Ram vehicles. 3-year/36,000-mile or 60,000 kilometer Limited Warranty, provides bumper-to-bumper coverage of your vehicle, from the body to the electrical system. Refer to chassis manufacturer's website for complete details.
- Two (2) year comprehensive, unlimited mileage warranty. Please contact your nearest Roadtrek dealer for complete details.

Express Yourself With Color.

Roadtrek's full body paint program ensures many of the exterior features are carefully clear coat painted to enhance the overall appearance of the Van. The result is a prestigious travel Van with a luxurious, easy to clean finish that will turn heads.

Exterior Paint Options



Bright White



Silver Metallic



Granite Metallic



Ceramic Grey



Cherry Red Crystal



Spitfire Orange (USA Only)



Standard



Black Accent
Package

Optional Black Accent Package.

The optional Black Accent Package includes grille, rims, and body trim. Not available with exterior accent paint options. Replaces full body painted moldings.

Build yours today. roadtrek.com/build-your-own



Hit The Road With An Accent.

Personalize your ride by choosing from a variety of accent paint options. A little accent here and there will highlight the beauty and boldness of your coach as you travel open road.

Exterior Accent Paint Options




Mint
Available on White



Cobalt Blue
Available on White, Silver



Rose Gold
Available on White



Silver
Available on White, Granite



Roadtrek Premium Exterior Features.

Roadtrek's dedication to designing a premium interior, full of amenities required for adventure, wouldn't be complete without a premium exterior to match. Plenty of premium features to keep you comfortable on the road to adventure.



Macerator & Waste Valves

Roadtrek Premium models use a traditional gravity feed system PLUS an electronic pump Macerator system which provides fast, hygienic, waste disposal. (Excluding Pivot Model.)



Automotive Safety Glass

Not your typical RV windows. Specially designed with premium safety, privacy, security and luxury in mind.



Power Entry Steps

A wide step with non-slip strips provides safe entrance and exit. These steps automatically extend or retract when the doors are opened or closed. Low to the ground and pet friendly.



Cassette Toilet

The comfort of a permanent toilet with the convenience of a portable toilet. A cassette toilet offers a removable waste tank that can be dumped at a public restroom or dump station. (Pivot only).



Roll-up Awning

Keep out of the sun at the push of a button with an easy to operate Firefly-powered roll up awning.



Outdoor Shower

Rinse off any dirty paws or adventure gear after a day of pure enjoyment.

Beyond The Bare Necessities.

Roadtrek Premium models come fully equipped with bathroom features that go above and beyond. From marine or cassette (Pivot Series only) toilets to the driest, fully functional wet bath, we've combined comfort and convenience for those private moments. Spacious and convenient no matter the model.



Wet Bath On The Go

Enjoy the many benefits of having a wet bath with you while you travel. A comfortable and convenient personal space where you can refresh yourself after a day of adventure.



Secure Storage

Everything in its place. Inlaid storage space ensures toiletries and nick knacks stay safely stowed while keeping clutter at bay.



Pivot Series Duo Space Wetbath

Roadtrek's Pivot Duo Space bathroom allows users to close off the amenities from getting wet during showering utilizing a unique pivoting wall. Roadtrek's efficient use of space is truly in the details.

Combining Quality And Technology.

From top to bottom inside and out, Roadtrek employs the highest standards across materials and technology. Our rigorous testing programs and dedicated attention to detail throughout the assembly process makes us one of the industry leaders when it comes to craftsmanship and engineering.



“We love that our Roadtrek is well made, comfortable and so thoughtfully designed. Everything is there, allowing us to drift around with no real plans.”


Kathleen & Alan
Roadtrek Owners



Quality Makes A Difference.



All Roadtrek models are rigorously inspected during every stage of assembly ensuring they meet our standards of reliability and durability. From the smallest of brackets to electrical and water/waste management systems, engineering is at the forefront of Roadtrek products.



Cabinetry

Roadtrek uses only metal cabinet hanger brackets and secure rivet nut & bolt fasteners for installation of overhead cabinetry. This method of construction provides lasting anchor strength. Cabinets can withstand varied road conditions and everyday use without fatigue.

CNC Customization

All cabinets have been custom CNC cut to duplicate the sidewall profile of the van. This process maximizes the amount of usable space inside the vehicle.

Durability Counts

Industry-leading craftsmanship is at the core of every Roadtrek vehicle. Our engineers are focused on designing solutions with long lasting, trustworthy materials at the core. Roadtrek delivers mile after mile of strength and road ready resilience.

Dedicated To The Qualities You Can't See.

Roadtrek's water system provides an unrivaled 37* gallon fresh water holding capacity. These well engineered tank designs utilize otherwise wasted space inside the vehicle. One tank which holds 20 gallons of fresh water is located under the coach. The other bonus tank of 17 gallons is uniquely concealed behind the cab area. Gallon for gallon, Roadtrek holds its own.




Plumbing

Plumbing lines that pass-through chassis steel are rubber grommeted to protect the integrity of the system and prevent future wear issues.



Airtight Testing

We conduct a submersion test on all holding tanks to ensure there are no flaws or microscopic leaks. Tanks are submerged underwater for 1 minute to confirm there are no air bubbles present.



Wiring

We employ positive latching for superior electrical connections provided by Wieland, the best wiring harness connection system available. When a harness system is used, we can ensure clear paths, ensuring connections are more than stable while minimizing any room for error.

*The calculated water capacity includes volume in holding tanks, water heater, and water lines.

There's Nothing Like a Truma.



Truma appliances are synonymous with the highest quality on the market today. In fact, they're known for consistently setting a high bar which is why Roadtrek vehicles come road ready with Truma brand appliances.



Truma VarioHeat comfort. Small. Silent. Smart.

Small in size, big in comfort, Truma's VarioHeat Comfort is designed for luxury comfort and smooth sleeping, thanks to its night mode, near silent operation and intelligent fan control. Comfortable nights lead to adventurous days.

(Available on Zion Series and Chase 50)

- Quiet heating for small spaces
- Intelligent fan control for efficient heating
- Digital control for precise temperature
- Compact size
- High airflow for quick heating
- Heating power is automatic

Truma Combi eco plus The industry original.

First of its kind, this lightweight space saving solution is a heavyweight when it comes to providing energy efficient comfort, maintaining constant temperatures while operating in near silence.

(Available on the Pivot Series)

- Highest available energy-efficiency over 90%
- Durable stainless steel water tank
- Space-saving two-in-one appliance
- Near-silent operation

Truma AquaGo comfort. Instant. Constant. Reliable.

Around the clock, on demand hot water. Truma AquaGo delivers comfort and dependability ensuring you have all you need when you need it. A source of hot water as endless as your passion for adventure.

(Available on Zion Series and Chase 50)

- Constant water temperature,
- Automatically adjusts temperature with step-less burner management between 20,000 and 60,000 BTU
- Simple winterization with Truma's Easy Drain Lever

Truma Aventa eco. Pure. Cool. Quiet. Comfort.

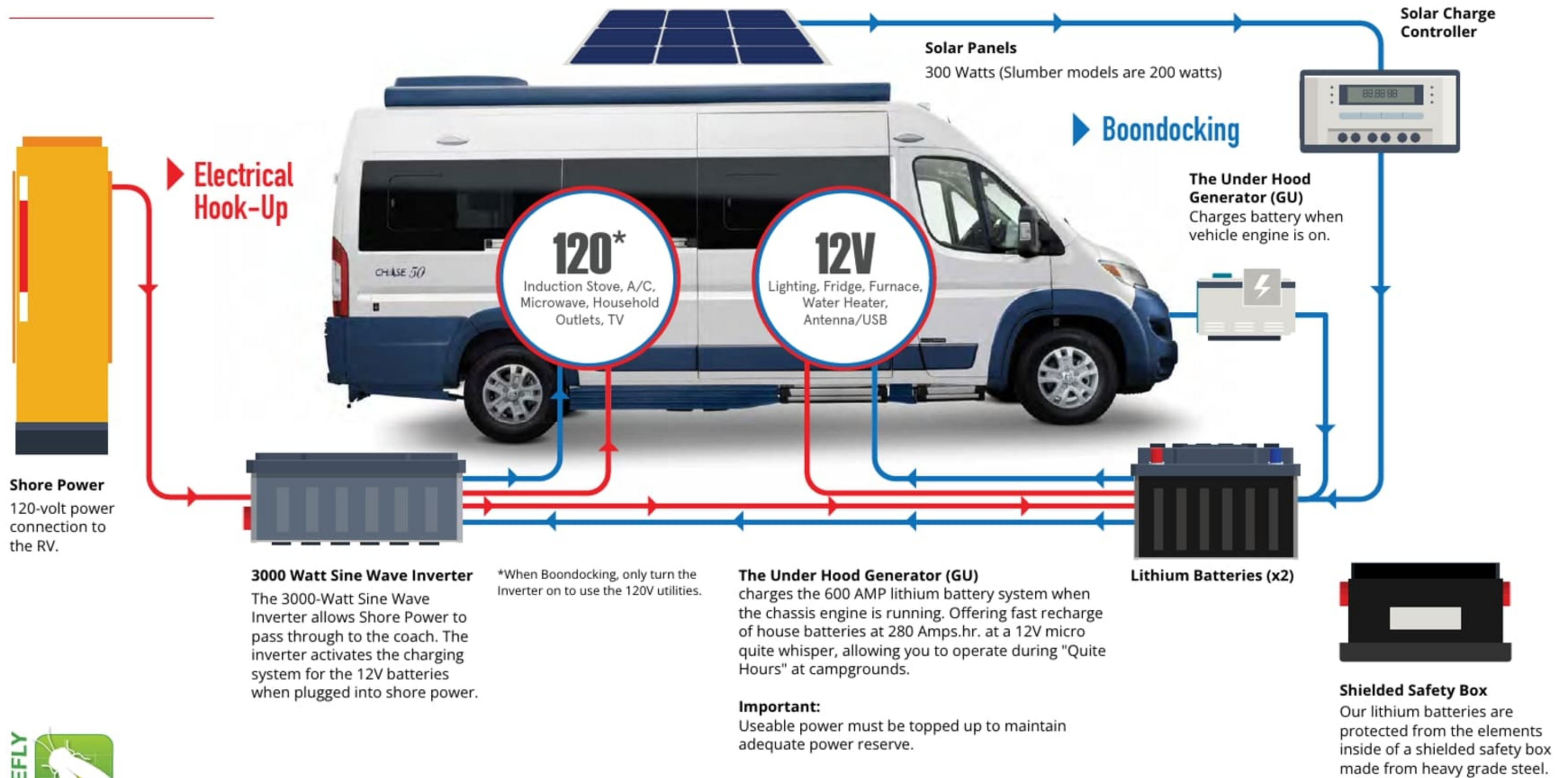
Enjoy the quiet comfort of your RV with the Truma Aventa comfort. German engineering provides a perfect balance, creating ultimate comfort while minimizing noise with a modern, energy-efficient, low-profile design.

(Not available on Slumber models)

- Automatic cooling, dehumidification, night, and air circulation modes, as well as three manually selectable cooling modes: low, medium, and high.

Unlimited Exploration - Roadtrek's Lithium System Advantage.

Whether boondocking or plugged into shore power, put your mind at ease with Roadtrek's distinct electrical system that keeps you safely powered up.



The Magic of Roadtrek and Firefly.



The onboard operating system provided by Firefly Integrations allows ease of use when monitoring tank levels, operating lighting, battery system, HVAC, and system diagnostics conveniently with the simple touch of a button. Plus, take convenience to the next level with the mobile app, allowing you to monitor temperature and control lights remotely, ensuring comfort and convenience are always at your fingertips.



HOME



CLIMATE CONTROL



WATER PUMP TANK LEVELS



FURNACE



SETTINGS



POWER STATUS



POWER AWNINGS



A/C



LIGHTS



FAN

A Community Beyond The Van.

The Roadtrek Community of owners stands out for its unparalleled camaraderie. Roadtrek owners are renowned for their warmth and generosity, making them the most welcoming and supportive group you'll encounter. Whether through dedicated ownership groups on Facebook, meet-ups, rallies or caravans across North America, you'll find a network where connections and valuable advice abound at every turn.

Roadtrek International (RTI) stands as a valuable hub of resources and camaraderie. Renowned for its welcoming atmosphere, wealth of knowledge, and eagerness to assist fellow enthusiasts, RTI offers a platform for connecting and sharing experiences on the road. As a not-for-profit organization, RTI proudly ranks among the top three chapters of the Family Motor Coach Association, boasting a legacy dating back to 1993. Together, we find strength in our collective passion for adventure.



A heartfelt thank you to the Roadtrek Owners who graciously modeled for us; Owners: Pg. 8 Doug & Grace, Pg. 14 Linda & Packer, Pg. 19 Anne, Pg. 28 Kathleen & Allan, Pg. 33 Samson Chiu. As well as to the members of our vibrant community whose captivating images grace this brochure.



For more information visit roadtrekchapter.org

Roadtrek Premium Model Specifications.



Model	Pivot	Pivot Slumber	Chase 50	Zion	Zion Slumber	Zion SRT
Capacity						
Travel Capacity	4	4	4	5	5	5
Sleeping Capacity	2	4	2	2	4	2
Sleeping Capacity w/ Front Folding Mattress (Optional)	3	5	3	3	5	3
Chassis						
Base Model	RAM Promaster 3500 159" EXT Van w/9 spd transmission					
Engine	3.6L Gas, V6					
Advanced Safety	Park Assist, Adaptive Cruise Control w/Stop & Go, Driving Assist, 360 Surround View Camera, Lane Departure Warning Plus, Blind Spot and Cross Path Detection, Collision Warning, Power Heated Mirrors, Remote Start, Tire pressure Monitoring.					
HD Radio	Uconnect 5, 10.1" Display, Voice Command, Apple Car Play, Android Auto, Wireless Charging Pad, 4G LTE WI-FI Hotspot					
Sumo Springs (Installed by Roadtrek)	Rear Only	Rear Only	Rear Only	Rear Only	Rear Only	Rear Only
Gross Vehicle Weight Rating	9,350 lbs. (4241 kg.)	9,350 lbs. (4241 kg.)	9,350 lbs. (4241 kg.)	9,350 lbs. (4241 kg.)	9,350 lbs. (4241 kg.)	9,350 lbs. (4241 kg.)
Cargo Carrying Capacity (CCC) CDN	683 lbs. (310 kg.)	384 lbs. (174 kg.)	765 lbs. (347 kg)	615 lbs. (279 kgs)	350 lbs. (159 kg.)	915 lbs. (415 kgs)
Occupant & Cargo Carrying Capacity (OCCC) US	1,549 lbs. (703 kg.)	1,250 lbs. (566 kg.)	1,660 lbs. (755 kg.)	1,660 lbs. (755 kg.)	1,400 lbs. (635 kg.)	1,973 lbs. (895 kg.)
Gross Combined Weight Rating	11,500 lbs. (5,227 kg.)	11,500 lbs. (5,227 kg.)	11,500 lbs. (5,227 kg.)	11,500 lbs. (5,227 kg.)	11,500 lbs. (5,227 kg.)	11,500 lbs. (5,227 kg.)
Dry Weight	7,804 lbs. (3,539 kg.)	8,014 lbs. (3,635 kg.)	7,679 lbs. (3,483 kg.)	7,679 lbs. (3,483 kg.)	7,904 lbs. (3,585 kg.)	7,379 lbs. (3,347 kg.)
Hitch Weight Rating	3,500 lbs. (1,587 kg.)	3,500 lbs. (1,587 kg.)	3,500 lbs. (1,587 kg.)	3,500 lbs. (1,587 kg.)	3,500 lbs. (1,587 kg.)	3,500 lbs. (1,587 kg.)
Tongue Weight Rating	300 lbs. (136 kg.)	300 lbs. (136 kg.)	300 lbs. (136 kg.)	300 lbs. (136 kg.)	300 lbs. (136 kg.)	300 lbs. (136 kg.)
Maximum Towing Capacity	1,662 lbs (753 kg.)	1,742 lbs. (790 kg.)	1,675 lbs. (760 kg)	1,675 lbs. (760 kg)	1,706 lbs. (774 kg)	1,663 lbs. (754 kg)
Exterior Length	20' 9" (6,325 mm)	20' 9" (6,325 mm)	20' 9" (6,325 mm)	20' 9" (6,325 mm)	20' 9" (6,325 mm)	19' 7" (5,969 mm)
Exterior Width (without mirrors)	6' 11" (2,108 mm)	6' 11" (2,108 mm)	6' 11" (2,108 mm)	6' 11" (2,108 mm)	6' 11" (2,108 mm)	6' 11" (2,108 mm)
Exterior Height (with roof A/C)	9' 5" (2,870 mm)	9' 7" (2,956 mm)	9' 5" (2,870 mm)	9' 5" (2,870 mm)	9' 7" (2,956 mm)	9' 5" (2,870 mm)
Interior Standing Height	6' 2" (1,880 mm)	6' 2" (1,880 mm)	6' 2" (1,880 mm)	6' 2" (1,880 mm)	6' 2" (1,880 mm)	6' 2" (1,880 mm)
Electrical						
Coach Control System	Firefly coach control system monitors tank levels, battery system, lighting, HVAC, and system diagnostics					
Batteries	600 AMP Lithium	600 AMP Lithium	600 AMP Lithium	600 AMP Lithium	600 AMP Lithium	600 AMP Lithium
Under-Hood Generator	Included	Included	Included	Included	Included	Included
Under-Chassis Generator (Optional)	N/A	N/A	N/A	N/A	N/A	N/A
Inverter	3000-Watt Power Inverter	3000-Watt Power Inverter	3000-Watt Power Inverter	3000-Watt Power Inverter	3000-Watt Power Inverter	3000-Watt Power Inverter
Solar	300 W	200 W	300 W	300 W	200 W	300 W
External Power Connection	110 V/ 30 AMP with detachable power cord	110 V/ 30 AMP with detachable power cord	110 V/ 30 AMP with detachable power cord	110 V/ 30 AMP with detachable power cord	110 V/ 30 AMP with detachable power cord	110 V/ 30 AMP with detachable power cord
Detectors	Smoke, Propane and CO	Smoke, Propane and CO	Smoke, Propane and CO	Smoke, Propane and CO	Smoke, Propane and CO	Smoke, Propane and CO
Holding Tanks						
Fresh Water Capacity	119 L/ 26 U.S. GAL.	119 L/ 26 U.S. GAL.	125 L/33 U.S. GAL.	125 L/33 U.S. GAL.	125 L/33 U.S. GAL.	125 L/33 U.S. GAL.
Black Water Capacity	18 L/4.76 U.S. GAL.	18 L/4.76 U.S. GAL.	32.1 L/8.5 U.S. GAL.	32.1 L/8.5 U.S. GAL.	32.1 L/8.5 U.S. GAL.	32.1 L/8.5 U.S. GAL.
Gray Water Capacity	53 L/14 U.S. GAL.	53 L/14 U.S. GAL.	53 L/14 U.S. GAL.	53 L/14 U.S. GAL.	53 L/14 U.S. GAL.	53 L/14 U.S. GAL.
Sewage Disposal System	Cassette Toilet Waste Tank	Cassette Toilet Waste Tank	Dual waste management system includes 12 V macerator sewage pump	Dual waste management system includes 12 V macerator sewage pump	Dual waste management system includes 12 V macerator sewage pump	Dual waste management system includes 12 V macerator sewage pump

Roadtrek reserves the right to make changes at any time, without notice, in colors, materials, equipment, specifications, and models. This information is intended as a guide only; please visit www.roadtrek.com for a complete list of specifications and options. Some motorhomes may be shown with equipment that is optional. Accessories shown in photography are not included.

Model	Pivot	Pivot Slumber	Chase 50	Zion	Zion Slumber	Zion SRT
HVAC						
Water System	Truma LP Combi, Eco Plus 14,300 BTU/h + 1.7 kW with 110V	Truma LP Combi, Eco Plus 14,300 BTU/h + 1.7 kW with 110V	On demand Truma Aqua Go Comfort LP 20,000 to 60,000 BTU/h includes easy drain lever for simplified winterization	On demand Truma Aqua Go Comfort LP 20,000 to 60,000 BTU/h includes easy drain lever for simplified winterization	On demand Truma Aqua Go Comfort LP 20,000 to 60,000 BTU/h includes easy drain lever for simplified winterization	On demand Truma Aqua Go Comfort LP 20,000 to 60,000 BTU/h includes easy drain lever for simplified winterization
Furnace			Truma Vario Heat 11,500 BTU/h	Truma Vario Heat 11,500 BTU/h	Truma Vario Heat 11,500 BTU/h	Truma Vario Heat 11,500 BTU/h
A/C	Truma Aventa Eco Roof Mount Air Conditioning, 13,500 BTU	110 V, 13,500 BTU roof mount	Truma Aventa Eco Roof Mount Air Conditioning, 13,500 BTU	Truma Aventa Eco Roof Mount Air Conditioning, 13,500 BTU	110 V, 13,500 BTU roof mount	Truma Aventa Eco Roof Mount Air Conditioning, 13,500 BTU
Propane	5.9 gal. / 22 L LP Tank w/ Exterior Quick Connect	5.9 gal. / 22 L LP Tank w/ Exterior Quick Connect	5.9 gal. / 22 L LP Tank w/ Exterior Quick Connect	5.9 gal. / 22 L LP Tank w/ Exterior Quick Connect	5.9 gal. / 22 L LP Tank w/ Exterior Quick Connect	5.9 gal. / 22 L LP Tank w/ Exterior Quick Connect
Kitchen						
Dining	Front	Front	Front/ Rear	Front/ Rear	Front/ Rear	Front/ Rear
Interior Galley Aisle Width	18.5"	18.5"	29.5"	28 3/4"	28 3/4"	28 3/4"
Galley	Solid surface countertop with flip-up extension, stainless steel sink with gooseneck faucet and flush cover.					
Adjustable Table	Adjustable Swivel Table	Adjustable Swivel Table	Lagun adjustable table, front & rear mount	Lagun adjustable table, front & rear mount	Lagun adjustable table, front & rear mount	Lagun adjustable table, front & rear mount
Refrigerator	12 V, 3.1 CU FT. Compressor	12 V, 3.1 CU FT. Compressor	12 V, 5.3 CU FT. Compressor	12 V, 5.3 CU FT. Compressor	12 V, 5.3 CU FT. Compressor	12 V, 5.3 CU FT. Compressor
Microwave	110 V, 20 L/0.7 CU FT., 700W	110 V, 20 L/0.7 CU FT., 700W	110 V, 20 L/0.7 CU FT., 700W	110 V, 20 L/0.7 CU FT., 700W	110 V, 20 L/0.7 CU FT., 700W	110 V, 20 L/0.7 CU FT., 700W
Stove- Propane (Standard)	Two burners recessed with flush cover and built-in igniter	Two burners recessed with flush cover and built-in igniter	Two burners recessed with flush cover and built-in igniter	Two burners recessed with flush cover and built-in igniter	Two burners recessed with flush cover and built-in igniter	Two burners recessed with flush cover and built-in igniter
Stove- Induction (Optional)	110V flush mounted one burner Inductive Cooktop	110V flush mounted one burner Inductive Cooktop	110V flush mounted one burner Inductive Cooktop	110V flush mounted one burner Inductive Cooktop	110V flush mounted one burner Inductive Cooktop	110V flush mounted one burner Inductive Cooktop
Sleeping						
Side Facing Rear Power Sofa	N/A	N/A	N/A	(Standard) Side facing 12 V rear power sofa with leatherette upholstery and three seat belts. Area converts to a king size bed.	(Standard) Side facing 12 V rear power sofa with leatherette upholstery and three seat belts. Area converts to a king size bed.	N/A
Forward Facing Rear Power Sofa	N/A	N/A	N/A	(Optional) Forward facing 12 V rear power sofa with leatherette upholstery and three seat belts. Area converts to a king size bed.	(Optional) Forward facing 12 V rear power sofa with leatherette upholstery and three seat belts. Area converts to a king size bed.	Forward facing 12 V rear power sofa with leatherette upholstery and three seat belts. Area converts to a king size bed.
Rear Sleeping KING (wxl)	70"x72" (1178mm x 1829mm)	70"x72" (1178mm x 1829mm)	74"x76" (1880mm x 1930mm)	68"x75" (1727mm x 1905mm)	70"x75" (1178mm x 1905mm)	N/A
Rear Sleeping QUEEN (wxl)	N/A	N/A	N/A	N/A	N/A	62"x68" (1575mm x 1727mm)
Read TWIN bed sleeping driver side (wxl)	28"x70" (711mm x 1778mm)	28"x70" (711mm x 1778mm)	25"x78" (635mm x 1981mm)	39"x75" (991mm x 1905mm)	39"x75" (991mm x 1905mm)	N/A
Rear TWIN bed sleeping passenger side (wxl)	22"x70" (559mm x 1778mm)	22"x70" (559mm x 1778mm)	25"x78" (635mm x 1981mm)	24"x75" (610mm x 1905mm)	24"x75" (610mm x 1905mm)	N/A
Option: Front folding mattress (option) (wxl)	33"x70" (838mm x 1778mm)	33"x70" (838mm x 1778mm)	33"x70" (838mm x 1778mm)	33"x70" (838mm x 1778mm)	33"x70" (838mm x 1778mm)	33"x70" (838mm x 1778mm)
Front Combination Bench/Bed	N/A	N/A	N/A	N/A	N/A	N/A
Pop Top Mattress	N/A	52"x79" (1321mm x 2007mm)	N/A	N/A	52"x79" (1321mm x 2007mm)	N/A
Pop Top Area	N/A	Ladder, Adjustable brightness LED light strip, 2 USB Ports, Zipper Window/ Screens & Venting Skylight	N/A	N/A	Ladder, Adjustable brightness LED light strip, 2 USB Ports, Zipper Window/ Screens & Venting Skylight	N/A
Storage						
Cabinets/Drawers	25	25	14	16	16	9
Media						
Entertainment	24" Smart TV, rotating bracket w/power boost digital antenna, USB charge ports for your devices					
Exterior						
Steps	Power steps (3) 2 cab steps and 1 coach entry	Power steps (3) 2 cab steps and 1 coach entry	Power steps (3) 2 cab steps and 1 coach entry	Power steps (3) 2 cab steps and 1 coach entry	Power steps (3) 2 cab steps and 1 coach entry	Power steps (3) 2 cab steps and 1 coach entry
Interior Windows	10	10	9	9	9	8
Skylight	N/A	N/A	N/A	N/A	N/A	N/A
Awning	13' Power Awning	13' Power Awning	13' Power Awning	13' Power Awning	13' Power Awning	12' Power Awning
Screen Package	Heavy-duty multi-function bug screens for rear and passenger side sliding door					
Thule Package (Optional)	Roof rack, ladder, bike rack	N/A	Roof rack, ladder, bike rack	Roof rack, ladder, bike rack	N/A	Roof rack, ladder, bike rack



“I would say for someone considering buying a Roadtrek, do it now, sooner rather than later. Do it while you have the ability to see the country, not just get out of the car, take a photo at the scenic overlook, get back in the car and go on. This van gives me the ability to go down backroads, sideroads, boondock; I can see much more of the country this way.”

Laura
Roadtrek Owner



Scan here to access:

- Roadtrek Owners Information
- How to Guides
- Locators for Dealers & Service
- Roadtrek Models
- Build Your Own

www.roadtrek.com

Your authorized dealer representative

 **ROADTREK**
Your destination awaits

The road is better in a Roadtrek.
Build yours today at roadtrek.com

