

45E | 45FW | 45K

COMPREHENSIVE FEATURES


- Liberty Bridge® Integrated Freightliner® Custom Chassis SL
- Freightliner® BrakeSync standard
- 20k lb. Front Axle with 365 Tires
- Cummins Diesel Engine (605HP, 1950 ft. lb)
- 12.5kW Onan QD Generator with AGS
- Select Drive™ Premium Steering System
- Dual coat painted steel platform construction **NEW FOR MY26**
- Added exterior light strips to rear engine grille & behind rear upper spoiler **NEW FOR MY26**
- Dual Dash Monitors to One Large 20" Single Monitor **NEW FOR MY26**
- Cockpit Area
Enhanced Ghost Audio w/Transducers **NEW FOR MY26**
- Added Stainless steel to surface of power entry step **NEW FOR MY26**
- Forward Fuel Tank - 150 gal
- Water Pump - Upgrade 5.3GPM REBEL **NEW FOR MY26**
- Sani Con Turbo 600S Waste Management System
- Electrical & Battery Compartment Redesign
 - Improved functionality by fully enclosing batteries, creating storage area in bay
 - Lithium GC3 Batteries (3) 270Ah each **OPTION**
- Service Station/Wet Bay Redesign
Improved functionality and streamlined look with control panel on luggage door for easy access & powered knife valves
- Enhanced Living Room and Bedroom Sound Capabilities by Upgrading to Klipsch Soundbars. **NEW FOR MY26**
- Luggage Doors
Powered push button locks for extra convenience & added lock/unlock button on exterior grab bar
- Power Basement Slide Trays (2) Increased Size by 25% Per Tray (2 Power Trays Now **STANDARD**)
- Stow N Go Storage Compartments (4.8ft³)
- Freezer/Cooler
Rotated Orientation, to Extend Past Slideout Box **NEW FOR MY26**
- Fisher & Paykel 240V 3400W Cooktop with Added 50 amp Sub Panel **NEW FOR MY26**
- Exterior Entertainment TV Box
Upgraded soundbar to Klipsch soundbar **NEW FOR MY26**
- APEX® Custom Residential Furniture Designs
- Quartz Countertops by Cambria Throughout
- **FCCC® RoadWatch** state-of-the-art driving and safety system includes automatic traction control, electronic stability control with roll stability support, adaptive cruise control, and collision mitigation with forward warning and active braking.
- **UltraSteer** tag axle reduces turning by 17' compared to a fixed tag axle or 8' tighter than the competitions passive steer tag axle.
- **Platinum Experience** Warranty includes -2yr / 24k mile coach, 5yr / 50k structural, 3 years REV assist roadside assistance, dedicated customer service team and now includes the PX owners mobile app.
- **HWH** pump and manifold relocated for improved performance, enhanced weight distribution, and increased storage.



AVAILABLE OPTIONS

- Exterior Freezer
- 43" Front Overhead LED TV
- Standard Cabinet w/o Dishwasher
- Electric Fireplace in Bedroom (45K, 45FW)
- Theater Seating with Sleeper Sofa (45K)
- Dual Recliner (45E & 45FW)
- Booth Dinette (45K & 45FW)
- Rear Ladder
- Starlink Satellite System
- Interior Hardware- Matte Black
- Additional Exterior Graphics
- Blackout Package
- Sofa Sleeper w/Queen Mattress (45FW)
- Sofa Sleeper w/Full Mattress (45FW)
- Free-Standing Dinette w/Credenza (45FW)
- **Lithium Battery Package**
- **Technology Package:**
Cell Booster, 330W Solar Panel
(Note: Wifi Range™ Denali-LTE w/Router is Standard)

ARABELLA DÉCOR



ISLAMORADA DÉCOR




KEY LARGO DÉCOR



MAYBROOKE DÉCOR

- AVAILABLE ON THE 45FW ONLY



HARDWOOD CABINERY

TRADITIONAL DOOR PROFILE



AMERICAN BLACK WALNUT



CHELSEA

UPDATED WOOD COLOR



HAZELNUT


NEW WOOD COLOR




IMPERIAL

UPDATED WOOD COLOR

MODERN DOOR PROFILE



MINDFUL GREY
HIGH-GLOSS CABINERY



2-TONE CABINERY

IMPERIAL HIGH-GLOSS NEW WOOD COLOR
MINDFUL GREY HIGH-GLOSS NEW WOOD COLOR

NEW WOOD COLOR

CHASSIS

MODEL	45E	45FW	45K
Wheelbase	317"	317"	317"
Front GAWR (lbs)	20,000	20,000	20,000
Rear GAWR (lbs)	20,000	20,000	20,000
Tag GAWR (lbs)	14,000	14,000	14,000
GCWR (lbs)	74,000	74,000	74,000
Hitch Rating Weight (lbs)	20,000	20,000	20,000
Tongue Weight (lbs)	2,000	2,000	2,000
Fuel Capacity (gal)	150	150	150

LIBERTY BRIDGE® CHASSIS

Model: Freightliner Custom Chassis® SL
 Engine: Cummins® X15
 Horsepower: 605HP Engine with 3 Stage Engine Brake
 Torque: 1950 lb/ft
 Hitch Rating: 20,000#
 Transmission: Allison 4000 Series Transmission, 6-Speed



DIMENSIONS & CAPACITIES

MODEL	45E	45FW	45K
Overall Length	44' 11"	44' 11"	44' 11"
Overall Height	13' 1"	13' 1"	13' 1"
Overall Width*	102"	102"	102"
Interior Height*	84"	84"	84"
Interior Width*	96"	96"	96"
Patio Awning Width	19' 8"	19' 8"	19' 8"
2nd Awning Width	16'	16'	16'
Interior Storage (cu. ft.)	175	200	200
Exterior Storage (cu. ft.)	150	150	150
Fresh Water Capacity (gal)	105	105	105
Grey Water Capacity (gal)	70	70	70
Black Water Capacity (gal)	50	50	50

*Overall Width, interior height and width measured with slide-box in.

EXTERIORS



ALLEGIANCE



ANTHEM



COVERT



INDEPENDENCE



NEWPORT



REPUBLIC



RESERVE



REVOLUTION



TRADITION



WHETSTONE