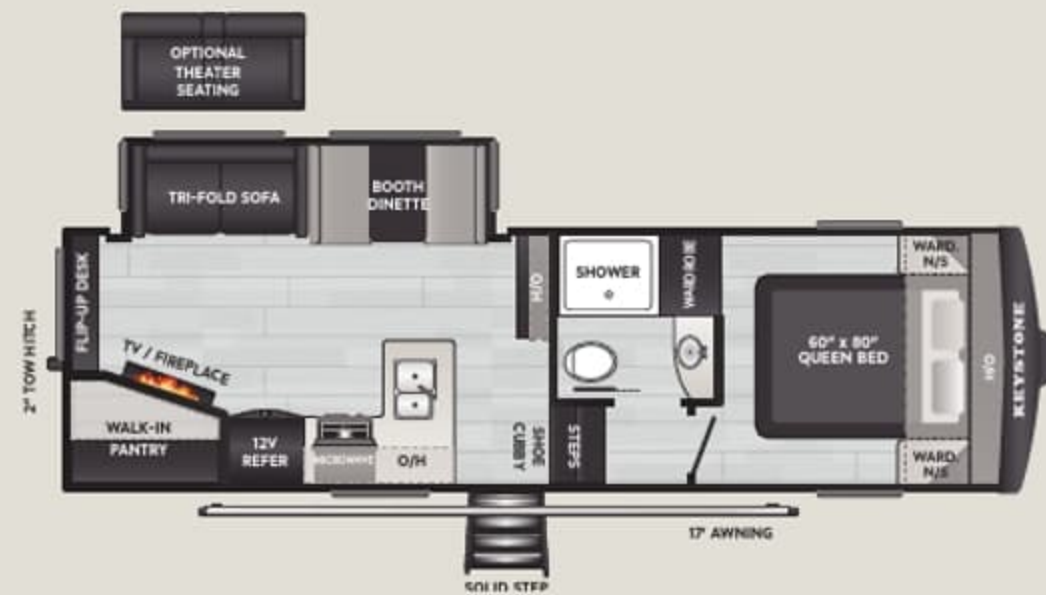
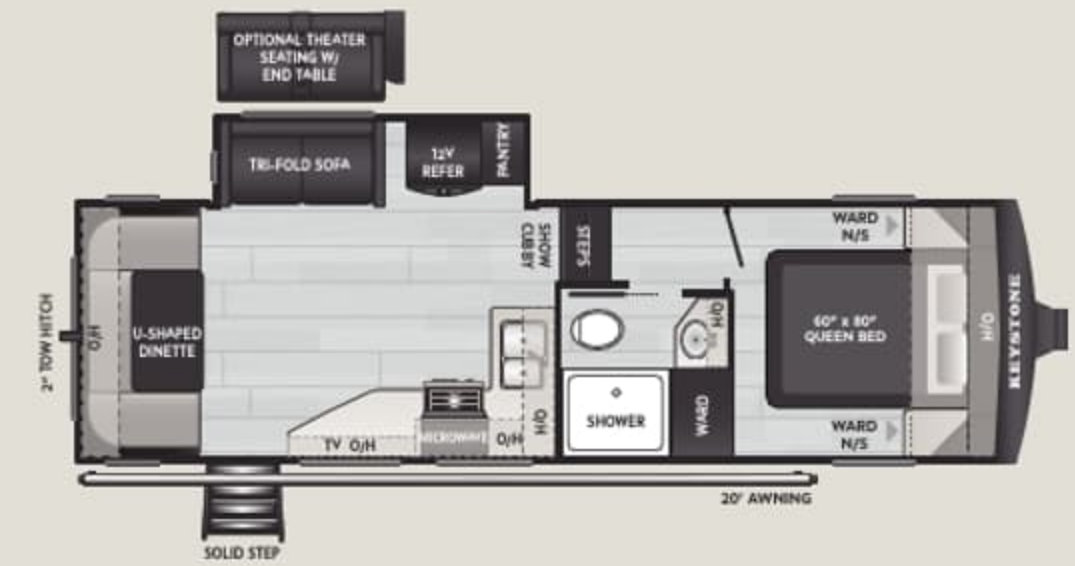


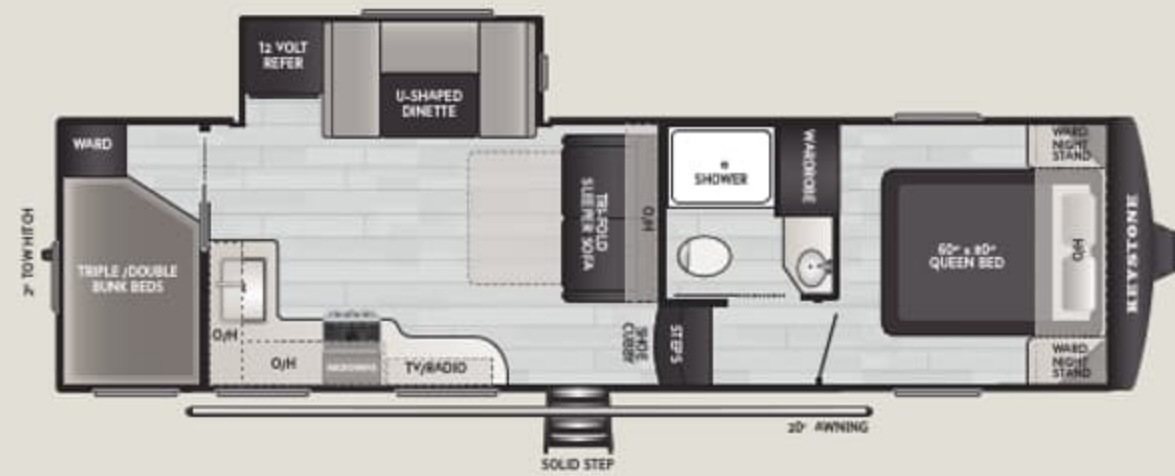
**21SRK** | WEIGHT 7026 | LENGTH 26' 8"



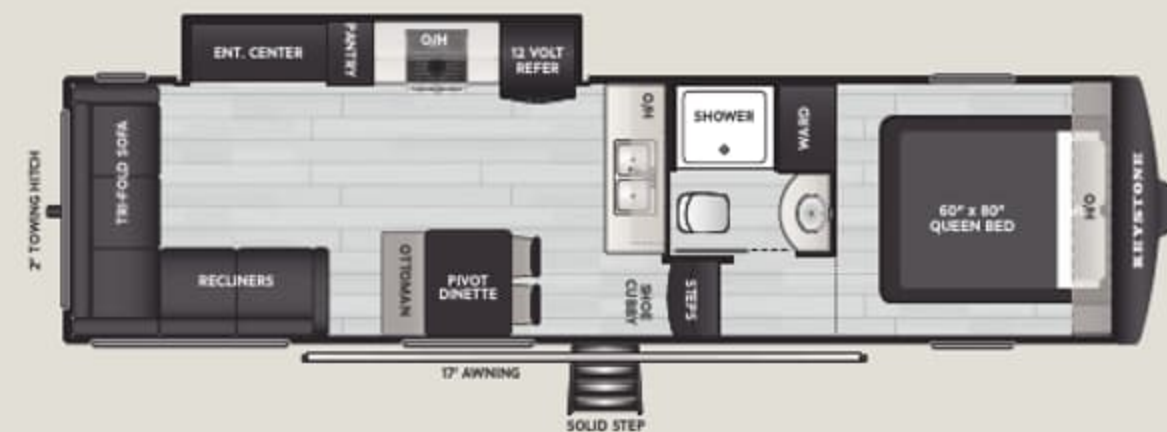
**24SRE** | WEIGHT 7545 | LENGTH 28' 10"



**25SRD** | WEIGHT TBD | LENGTH 29' 2"



**27SBH** | WEIGHT 7895 | LENGTH 32' 8"



**28SLS** | WEIGHT 7890 | LENGTH 32' 7"



## STANDARD FEATURES & OPTIONS

### INTERIOR

- ◆ NEW Elegant Two-Tone Interiors
- ◆ NEW 60" x 80" Queen Mattress
- ◆ NEW 35K BTU Furnace
- ◆ Tall Slides, Adding Comfort and Headroom
- ◆ HyperDeck™ Water-Resistant Floors
- ◆ Extra Large, 12V Solar-Friendly Refrigerator
- ◆ Carpetless Flooring
- ◆ Shaker Style Solid Wood Cabinet Doors

### EXTERIOR

- ◆ NEW Stand Alone Convenience Center
- ◆ NEW Straight-Line Pass-Through Storage
- ◆ NEW Nautilus Water Control Center One-Piece
- ◆ Lippert Road Defense™ Powder-Coated Chassis Protection
- ◆ Enclosed, Heated Underbelly
- ◆ SolarFlex™ Protect
- ◆ Tinted Frameless Windows
- ◆ Rear Observation Prep

### OPTIONS

- ◆ 2nd 15K Power Saver A/C
- ◆ Theater Seats IPO Trifold Sofa (N/A 27SBH)
- ◆ SolarFlex™ Discover

