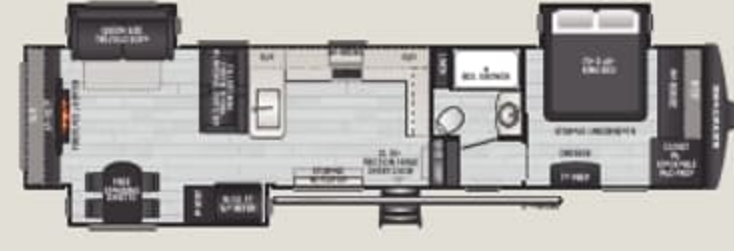


SPRINTER — FIFTH WHEELS

SCAN FOR MORE INFO



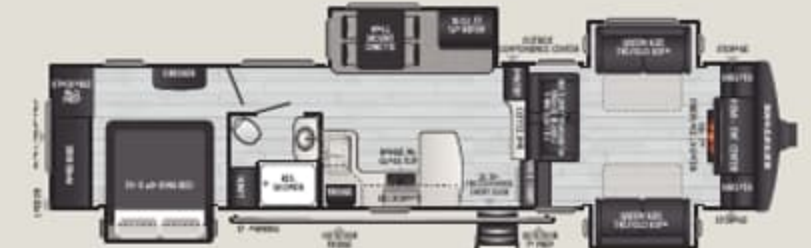
3210RLS WEIGHT 10875 LENGTH 37' 4"



3520RDS WEIGHT 11285 LENGTH 39' 5"



3590LFT WEIGHT 11764 LENGTH 39' 4"



3670FLS WEIGHT 11525 LENGTH 40' 4"



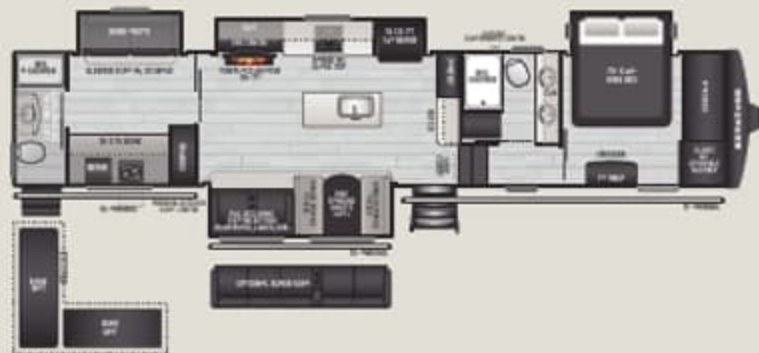
3800FLB WEIGHT 12395 LENGTH 43' 0"



3810QBS WEIGHT 13130 LENGTH 42' 11"



3840LRK WEIGHT 12560 LENGTH 42' 10"



3900DBL WEIGHT 13697 LENGTH 43' 6"



3920DSL WEIGHT 13360 LENGTH 42' 9"



3950SSP WEIGHT TBD LENGTH 43' 4"

NEW



3980FBS WEIGHT 12661 LENGTH 43' 1"



DISCLAIMER: Product information is as accurate as possible as of the date of publication of this publication. All features, floor plans, and specifications in this publication are subject to change without notice. Please also consult Keystone's web site at www.keystonerv.com for more current product information and specifications. Tow Vehicle Disclaimer. CAUTION: Owners of Keystone recreational vehicles are solely responsible for the selection and proper use of tow vehicles. All customers should consult with a motor vehicle manufacturer or their dealer concerning the purchase and use of suitable tow vehicles for Keystone products. Keystone disclaims any liability or damages suffered as a result of the selection, operation, use or misuse of a tow vehicle. KEYSTONE'S LIMITED WARRANTY DOES NOT COVER DAMAGE TO THE RECREATIONAL VEHICLE OR THE TOW VEHICLE AS A RESULT OF THE SELECTION, OPERATION, USE OR MISUSE OF THE TOW VEHICLE. *Length is defined as the distance from the centerline of hitch pin/coupler to rear bumper of trailer. ** Fresh water capacity includes water heater. Please review owner's manual prior to purchase for more information on service warranties, extended use, towing and maintenance. Owner's manuals can be found at keystonerv.com.



STANDARD FEATURES & OPTIONS

INTERIOR

- ◆ Dimmable LED Ceiling Batten Strip Lighting
- ◆ Black Out Night Shades
- ◆ Floating Style Made Deck Steps w/ Shoe Storage
- ◆ Designer Upholstered Window Valances
- ◆ Residential Style Screwed & Glued Cabinetry
- ◆ Theater Seating w/ USB Charging
- ◆ Thomas Payne® Collection Luxury Furniture
- ◆ 12V Charging Stations Throughout
- ◆ 110V & USB Ports on both side of Master Bed
- ◆ 5.5K BTU Electric Fireplace W/ Thermostat Control
- ◆ Maxxair Power Vent Fan(s) w/ Rain Sensor
- ◆ 22" Drawers W/ Full Extension Heavy-Duty Guides
- ◆ Residential Style Seamless Marbled Countertops
- ◆ Deep Single-Basin Stainless Steel Industrial Sink
- ◆ High-Rise Pull Out Faucet & Sprayer
- ◆ 30 x 48 Shower w/ Easy Glide Shower Enclosure
- ◆ PEX Plumbing Lines
- ◆ 70" X 80" King Bed W/ Gas Strut Storage
- ◆ 30K BTU Furnace
- ◆ Suburban Tankless On-Demand Water Heater
- ◆ 50" High Def. Smart TV (65" some floor plans)
- ◆ Multi-Zone Bluetooth Stereo
- ◆ 16 cu. ft. 12V Double Door Refrigerator
- ◆ Oversized 30" Over The Range Microwave
- ◆ Furrion 3-Burner Gas Range Glass Top, & Piezo Electronic Ignite
- ◆ 21" Stainless Steel Oven
- ◆ Stackable Washer/Dryer Prep

EXTERIOR

- ◆ 100" Wide-Body Frame w/ Full width Outriggers
- ◆ Maxturn™ Technology w/ ® Road Armor™ Pin Box
- ◆ HitchVision Hook up Assist
- ◆ 2" Thick Double Welded Aluminum Frame Construction
- ◆ AlphaPly 30 TPO Roofing w/ Lifetime Warranty
- ◆ Fully Walkable Roof and Slide Out Roof
- ◆ DynaSpan Marine Grade Floor Decking
- ◆ Tinted Safety Glass Windows
- ◆ Automotive-Grade Painted Fiberglass Front Cap w/ Painted Front Cap featuring KeyShield™ Protection
- ◆ Dual Layer Insulation
- ◆ Rear Ladder Prep
- ◆ Tru-Fit™ Slide Construction
- ◆ Detachable 50amp Power Cord
- ◆ Safe View Power Inlet w/ Reverse Polarity Indicator
- ◆ Heated & Enclosed Underbelly w Astro-Foil Insulation
- ◆ Heated Pass Thru Storage
- ◆ 3 A/Cs Std. (most floor plans)
- ◆ Dexter® E-Z Lube Axles w/ Never-Adjust Brakes
- ◆ Black Out Aluminum Wheels
- ◆ High Performance Maxxis Radial Tires w/ Balancing Beads
- ◆ Rear Camera Prep and Linc® TPMS Prep
- ◆ One Touch 4-Point Smart Leveling Systems w/

- Return Hookup Memory
- ◆ KeyTV™
- ◆ Exterior Speakers and TV Hookup
- ◆ 30" Friction Hinge Entry Doors
- ◆ Suburban Composite Stow Away Step With 33% Larger First Step
- ◆ 2" Receiver Hitch w/ 4 Way Hook Up - 3K LBS. Limit
- ◆ LP Quick Disconnect for grill hook up
- ◆ (2) 30LB Split LP Tanks w/ Auto Changeover
- ◆ Locking Slam Latch Baggage Doors
- ◆ Outside Shower w/ Hot & Cold Water
- ◆ Over-Sized Roto Cast Holding Tanks w/ Best in Class Capacities
- ◆ Electric Awning w/ Friction Hinge Adjustment, LED Light Strip, & Manual Override

OPTIONS

- ◆ 30th Anniversary Full Body Paint: Black Pearl, Pearl
- ◆ Super Sofa IPO Dinette & Theater Seating
(SELECT FLOOR PLANS)
- ◆ Free Standing Table and Chairs IPO Booth Dinette
- ◆ Solar Flex Protect
- ◆ Solar Flex Discover