

MOMENTUM

FIFTH WHEELS & TRAVEL TRAILERS TOY HAULERS

2026 MODEL YEAR



GRAND DESIGN
RECREATIONAL VEHICLES

MOMENTUM

Momentum by Grand Design is more than a toy hauler—it's your launchpad for living fully and freely. Designed for those who crave adrenaline and comfort in equal measure, Momentum brings unmatched versatility, letting you haul your world with you without leaving behind the feeling of home. From mountain views to hidden coastlines, this is the RV built for those who refuse to compromise—on adventure, on capability, or on the creature comforts that make the journey worthwhile.

Every Momentum is engineered with an energetic spirit and multiutility mindset. Whether you need the condensed practicality of the MAV or the unparalleled comfort of a Fifth Wheel, you'll find refined interiors that feel deeply human—spaces designed for real families, real friends, and real moments.

MOMENTUM
BY GRAND DESIGN RV



The Momentum MAV delivers the perfect mix of versatility and practicality, making it easy to bring your toys, your crew, and your sense of adventure wherever you go.

TOP FEATURES



Rockford Fosgate® Sound System
Crystal-clear audio and powerful bass



Nightstand & CPAP storage w/USB & USB-C outlets
Stay charged while you turn off



Wide Body Construction with Deeper Cabinets and Garage Width
Expand your storage and living space



**Standard Solar 200W Solar Panel
30AMP Solar Controller, 2,000W Inverter
Prep**
Enjoy off-grid adventures with sustainable energy



60x80 Queen Bed
Sleep like royalty



Pull-down Screen
Turn your living space into a 3 Season Room



Residential Recessed Lighting
A home-like experience

PROUD PARTNERS

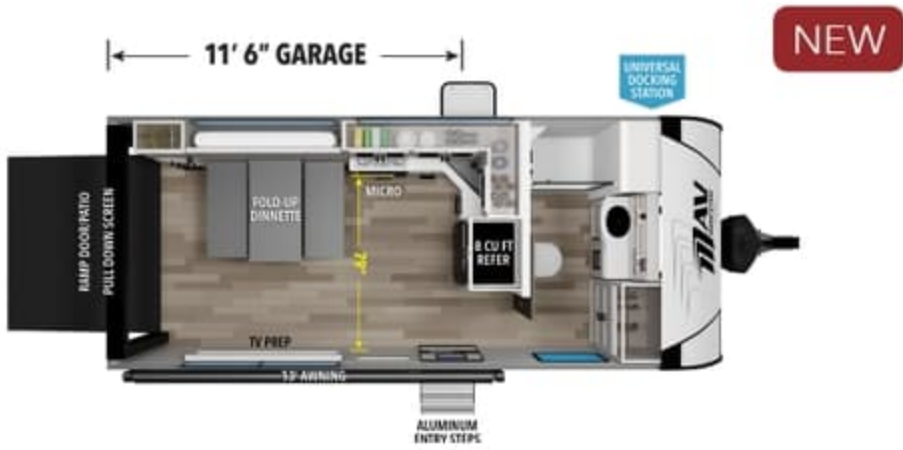


**PREMIUM SOUND
SYSTEM**

*Crystal-clear audio
and powerful bass*

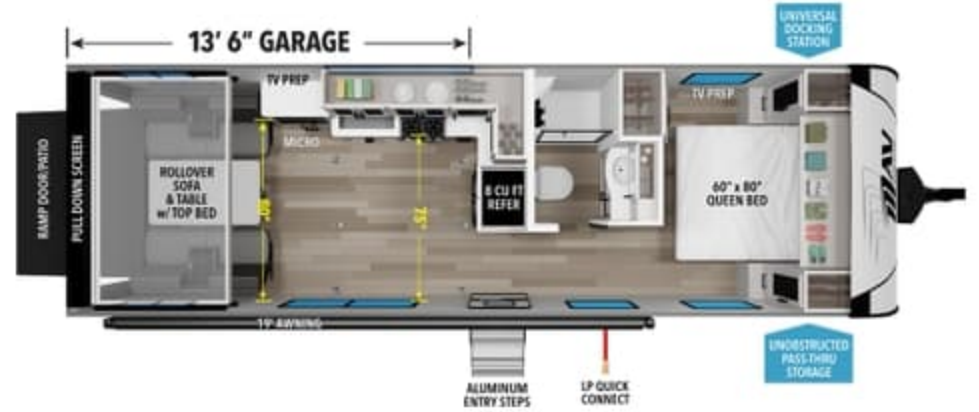
MAV MOMENTUM

TRAVEL TRAILERS



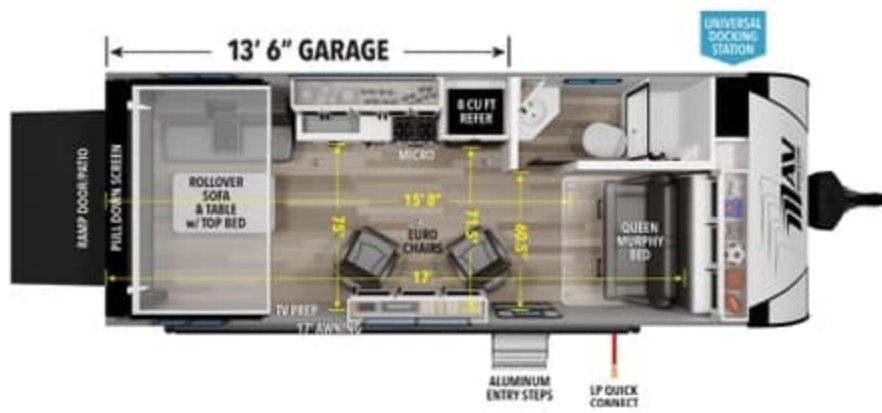
17MAV
11' 6" GARAGE

| UVW ¹ | HITCH ² | GVWR | LENGTH ² | HEIGHT ¹ | CAPACITY |
|------------------|--------------------|-------|---------------------|---------------------|----------|
| 5,542 | 873 | 9,950 | 22' 11" | 12' 2" | 90 74 37 |



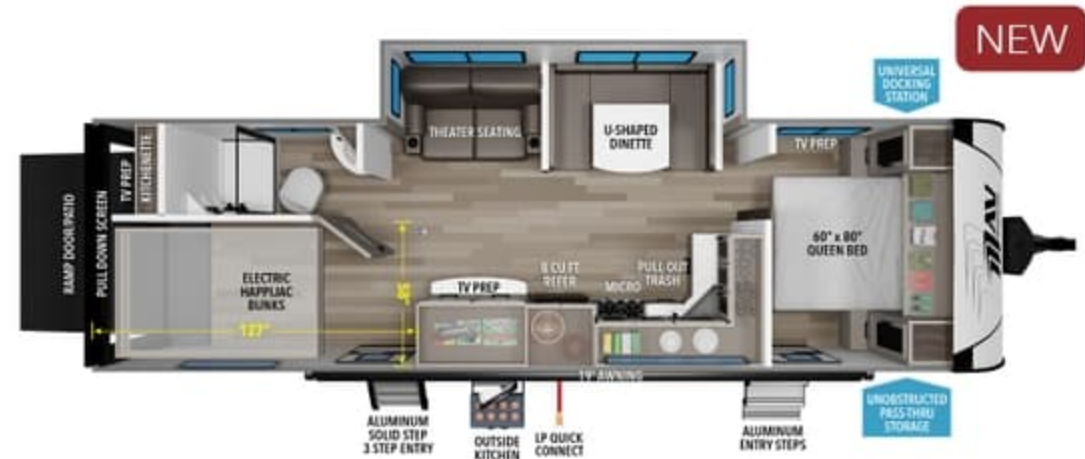
27MAV
13' 6" GARAGE

| UVW ¹ | HITCH ² | GVWR | LENGTH ² | HEIGHT ¹ | CAPACITY |
|------------------|--------------------|--------|---------------------|---------------------|----------|
| 6,900 | 1,187 | 11,000 | 32' 2" | 12' 2" | 90 74 37 |



22MAV
13' 6" GARAGE

| UVW ¹ | HITCH ² | GVWR | LENGTH ² | HEIGHT ¹ | CAPACITY |
|------------------|--------------------|-------|---------------------|---------------------|----------|
| 5,900 | 943 | 9,950 | 26' 6" | 12' 2" | 90 74 37 |



28MAV
10' 7" GARAGE

| UVW ¹ | HITCH ² | GVWR | LENGTH ² | HEIGHT ¹ | CAPACITY |
|------------------|--------------------|--------|---------------------|---------------------|----------|
| 8,300 | 1,200 | 11,000 | 33' 11" | 12' 2" | 90 74 37 |



24MAV
18' GARAGE

| UVW ¹ | HITCH ² | GVWR | LENGTH ² | HEIGHT ¹ | CAPACITY |
|------------------|--------------------|--------|---------------------|---------------------|----------|
| 6,650 | 1,200 | 11,000 | 29' 11" | 12' 2" | 90 74 37 |



FOR MORE INFORMATION
SCAN THE QR CODE USING YOUR
MOBILE PHONE CAMERA APP



¹ Based on average weight of the standard build. ² Hitch to rear

Because of our commitment to continuous product improvement, Grand Design Recreational Vehicles reserves the right to change components, standards, options, specifications, and materials without notice and at any time. Photos may show optional equipment which may not be included in the standard purchase price of the featured unit. Be sure to review current product details with your local dealer before purchasing.



MAV MOMENTUM TRAVEL TRAILERS



| FEATURES |
|---|
| WIDEBODY 101" SUPER CHASSIS |
| QUAD SEAL (MYLAR TAPE, PVC DIECUT - NO BUTYL TAPE) |
| TRIPLE INSULATED GARAGE |
| WOOD FRAMED W/ALUMINUM EXTERIOR |
| OVERSIZED TANK CAPACITIES |
| EVENFLOW HEATING SYSTEM - NO HEAT DUCTS IN FLOOR |
| HEATED & ENCLOSED UNDERBELLY |
| METAL WRAPPED WHEEL WELLS |
| 15" WESTLAKE TIRES |
| WEATHER-PROOF RAMP DOOR |
| REAR PATIO DECK |
| 180W PANEL + 40AMP SOLAR CONTROLLER |
| 60K BTU TANKLESS WATER HEATER |
| MANUAL LIFT BUNK SYSTEM W/FOLDING SOFAS (POWER HAPPYJAC 28MAV) |
| MAGNETIC WALK-THROUGH SCREEN WALL |
| GDRV CONTROL CENTER |
| BACKUP CAMERA PREP |
| ALL IN ONE UTILITY CENTER |
| 3 BURNER COOKTOP |
| 0.9 CU. FT. MICROWAVE |
| 8 CU. FT (12V) REFRIGERATOR |
| PET FRIENDLY FEATURES |
| ROCKFORD FOSGATE STEREO SYSTEM |
| KEYED ALIKE |
| 100% PDI, 300+ POINT INSPECTION |
| WARRANTY - 1 YEAR BASE, 3 YEAR STRUCTURAL, 5 YEAR FRAME, ALL TRANSFERABLE |

MOMENTUM

G-CLASS

TRAVEL TRAILERS

Designed for travelers who want it all, the Momentum G-Class Towables combine spacious comfort and adaptable design with easy towability.

TOP FEATURES



Omni Connect

Prepped to connect so you can control the internet connection that best fits your family



Standard Solar 200W Solar Panels 30AMP Controller

Off-grid adventures with sustainable energy



Continuous Residential Flooring

Durable flooring stretches the entirety of the interior resulting in enhanced resilience.



60" Happi-Jac® Sofas with Queen Top Bunk

Versatile seating and sleeping options



Rockford Fosgate® Sound System

Crystal-clear audio and powerful bass



Pet Friendly

Enjoyable travel for both you and your furry companions



Goodyear Endurance® Tires with Aluminum Rims

Unmatched durability and reliability



15K A/C with RV Airflow & Racetrack Ducting

Comfortable living even in the hottest weather



Onboard Fuel Station with 30 Gallon Tank

Keep your toys ready for the road

PROUD PARTNERS





PREMIUM SOUND SYSTEM

Crystal-clear audio and powerful bass



GOODYEAR ENDURANCE® TIRES

Unmatched durability and reliability



Because of our commitment to continuous product improvement, Grand Design Recreational Vehicles reserves the right to change components, standards, options, specifications, and materials without notice and at any time. Photos may show optional equipment which may not be included in the standard purchase price of the featured unit. Be sure to review current product details with your local dealer before purchasing.

MOMENTUM

G-CLASS

TRAVEL TRAILERS



21G
14' GARAGE

| UVW ¹ | HITCH ¹ | GVWR | LENGTH ² | HEIGHT | CAPACITY |
|------------------|--------------------|--------|---------------------|--------|----------|
| 6,400 | 920 | 11,000 | 26' 11" | 12' 2" | 90 74 39 |



29GS
11' GARAGE

| UVW ¹ | HITCH ¹ | GVWR | LENGTH ² | HEIGHT | CAPACITY |
|------------------|--------------------|--------|---------------------|--------|----------|
| TBD | TBD | 13,000 | 34' 6" | 12' 4" | 90 78 39 |



25G
13' 6" GARAGE

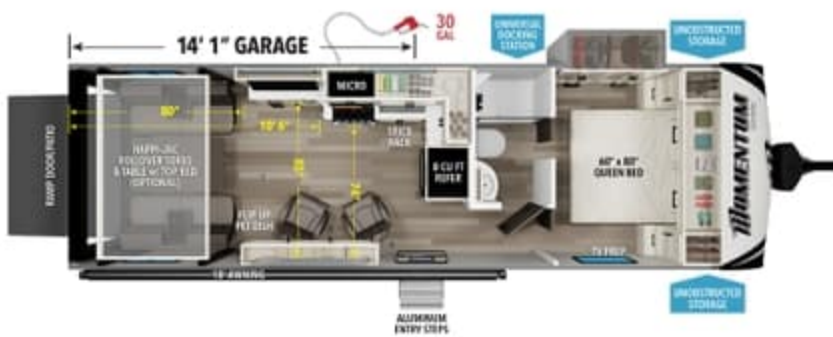
| UVW ¹ | HITCH ¹ | GVWR | LENGTH ² | HEIGHT | CAPACITY |
|------------------|--------------------|--------|---------------------|--------|----------|
| 7,900 | 1,150 | 13,000 | 30' 11" | 12' 4" | 90 78 39 |



31G
13' GARAGE

| UVW ¹ | HITCH ¹ | GVWR | LENGTH ² | HEIGHT | CAPACITY |
|------------------|--------------------|--------|---------------------|--------|--------------|
| 8,975 | 1,600 | 13,000 | 35' 11" | 12' 4" | 90 37 39 37* |

* 1/2 BATH DOUBLES AS BLACK/GRAY



27G
14' 1" GARAGE

| UVW ¹ | HITCH ¹ | GVWR | LENGTH ² | HEIGHT | CAPACITY |
|------------------|--------------------|--------|---------------------|--------|----------|
| 8,518 | 1,486 | 13,000 | 32' 3" | 12' 4" | 90 78 39 |



FOR MORE INFORMATION
SCAN THE QR CODE USING YOUR
MOBILE PHONE CAMERA APP



¹ Based on average weight of the standard build. ² Hitch to rear

Because of our commitment to continuous product improvement, Grand Design Recreational Vehicles reserves the right to change components, standards, options, specifications, and materials without notice and at any time. Photos may show optional equipment which may not be included in the standard purchase price of the featured unit. Be sure to review current product details with your local dealer before purchasing.



MOMENTUM G-CLASS



TRAVEL TRAILERS

| FEATURES |
|--|
| OMNICONNECT |
| STRATAMAX™ ULTRA ARMSTRONG FLOORING® |
| WIDEBODY 101" SUPER CHASSIS |
| 30 GALLON FUEL STATION |
| DUAL SEAL (MYLAR TAPE, PVC DIECUT - NO BUTYL TAPE) |
| TRIPLE INSULATED GARAGE |
| ALUMINUM FRAMED W/FIBERGLASS EXTERIOR |
| OVERSIZED TANK CAPACITIES |
| EVENFLOW HEATING SYSTEM - NO HEAT DUCTS IN FLOOR |
| HEATED & ENCLOSED UNDERBELLY |
| METAL WRAPPED WHEEL WELLS |
| 16" GOODYEAR TIRES |
| ABS BRAKES |
| WEATHER-PROOF RAMP DOOR |
| REAR PATIO DECK - OPTIONAL |
| REAR PATIO AWNING - OPTIONAL |
| GENERATOR (4.5KW / 6KW - MODEL SPECIFIC) - OPTIONAL |
| 220W PANEL + 30AMP SOLAR CONTROLLER |
| 60K BTU TANKLESS WATER HEATER |
| ELECTRIC HAPPI-JAC BUNK SYSTEM W/FOLDING SOFAS |
| CHOICE OF MAGNETIC WALK-THROUGH SCREEN DOOR OR GEN II 3 SEASON DOOR W/SLIDING WALL |
| GDRV CONTROL CENTER |
| BACKUP CAMERA PREP |
| 17" OVEN |
| 3 BURNER COOKTOP |
| 0.9 CU. FT. MICROWAVE |
| 8 CU. FT (12V) REFRIGERATOR |
| PET FRIENDLY FEATURES |
| HARDWOOD DOORS & DRAWERS |
| 12V HEAT TANK PADS |
| ROCKFORD FOSGATE STEREO SYSTEM |
| 100% PDI, 300+ POINT INSPECTION |
| WARRANTY - 1 YEAR BASE, 3 YEAR STRUCTURAL, 5 YEAR FRAME, ALL TRANSFERABLE |

MOMENTUM

G-CLASS

FIFTH WHEELS

Adventure meets sophistication in the Momentum G-Class Fifth Wheels—crafted for those who crave power, space, and a touch of luxury wherever they roam.

TOP FEATURES



Omni Connect

Prepped to connect so you can control the internet connection that best fits your family



Pet Friendly

Enjoyable travel for both you and your furry companions



Continuous Residential Flooring

Durable flooring stretches the entirety of the interior resulting in enhanced resilience.



Sunken Shower

A shower that accommodates all heights



Soft Close Cabinet Doors & Drawers

Smooth, quiet operation and lasting durability



Residential Roller Shades

Effortless light control and privacy



Brass Plumbing Fittings

Long-lasting plumbing performance



Nightstands with USB-C & 110V Outlets

(Perfect for CPAP Machines)

Sleep easy and stay charged up on-the-go



Dedicated Pull-Out Trash Can Under Sink

Keep your kitchen clutter-free and tidy

PROUD PARTNERS



17.5" H-RATED TIRES
Unmatched durability and reliability



PREMIUM SOUND SYSTEM
Crystal-clear audio and powerful bass



ANTI-LOCK BRAKING SYSTEM
Haul safer and smarter



TIRE PRESSURE MONITOR SENSORS PREP
Haul safer and smarter



Because of our commitment to continuous product improvement, Grand Design Recreational Vehicles reserves the right to change components, standards, options, specifications, and materials without notice and at any time. Photos may show optional equipment which may not be included in the standard purchase price of the featured unit. Be sure to review current product details with your local dealer before purchasing.

MOMENTUM

G-CLASS

FIFTH WHEELS



| 320G | UVW ¹ | HITCH ¹ | GVWR | LENGTH ¹ | HEIGHT | CAPACITY |
|------------|------------------|--------------------|--------|---------------------|--------|--------------|
| 11' GARAGE | 12,400 | 2,300 | 16,400 | 36' 3" | 13' 6" | 98 52 52 52* |

* 1/2 BATH DOUBLES AS BLACK/GRAY

| 350G | UVW ¹ | HITCH ¹ | GVWR | LENGTH ¹ | HEIGHT | CAPACITY |
|---------------|------------------|--------------------|--------|---------------------|--------|--------------|
| 14' 6" GARAGE | 12,950 | 2,600 | 18,000 | 39' 9" | 13' 6" | 98 52 52 52* |

* 1/2 BATH DOUBLES AS BLACK/GRAY



| 325G | UVW ¹ | HITCH ¹ | GVWR | LENGTH ¹ | HEIGHT | CAPACITY |
|------------|------------------|--------------------|--------|---------------------|--------|------------|
| 15' GARAGE | 11,696 | 2,474 | 16,400 | 35' 6" | 13' 6" | 140 104 52 |

NEW



| 394G | UVW ¹ | HITCH ¹ | GVWR | LENGTH ¹ | HEIGHT | CAPACITY |
|------------|------------------|--------------------|--------|---------------------|--------|--------------|
| 15' GARAGE | 16,400 | 3,500 | 22,500 | 44' 11" | 13' 6" | 98 52 52 52* |

* 1/2 BATH DOUBLES AS BLACK/GRAY



FOR MORE INFORMATION
SCAN THE QR CODE USING YOUR
MOBILE PHONE CAMERA APP



¹ Based on average weight of the standard build. ² Hitch to rear

Because of our commitment to continuous product improvement, Grand Design Recreational Vehicles reserves the right to change components, standards, options, specifications, and materials without notice and at any time. Photos may show optional equipment which may not be included in the standard purchase price of the featured unit. Be sure to review current product details with your local dealer before purchasing.



MOMENTUM G-CLASS

FIFTH WHEELS



| FEATURES |
|---|
| OMNICONNECT |
| STRATAMAX™ ULTRA ARMSTRONGFLOORING® |
| WIDEBODY 101" SUPER CHASSIS |
| ELECTRIC 6 POINT ONE TOUCH AUTO LEVELING |
| ROTO-FLEX PIN BOX |
| MOR/RIDE CRE 3000 SUSPENSION |
| 17.5" H-RATED TIRES |
| DEXTER TOW ASSIST - ABS BRAKES & SWAY CONTROL |
| GARAGE LIFT SUITE - P2K BED SYSTEM W/INTEGRATED PUCK LIGHTS & VERSATILE BENCHES |
| D-RING TIE DOWN |
| OVERSIZED GARAGE WINDOWS |
| INSULATED GARAGE FLOOR - R40 |
| TITAN SEAL - MYLAR TAPE & PVC DIECUT SEALS |
| 330W SOLAR PANEL, 50AMP CONTROLLER, + INVERTER PREP |
| 12V HEAT TANK PADS |
| SOLID SURFACE KITCHEN COUNTERTOPS |
| ELECTRONICS & HAIR ACCESSORY DRAWERS |
| 21" OVEN & 3 BURNER COOKTOP |
| 0.9 CU. FT. MICROWAVE (1.5CU FT 325G & 394G) |
| 15 CU. FT. REFRIGERATOR |
| PULLOUT WASTE BASKET |
| 60K BTU TANKLESS WATER HEATER |
| PET FRIENDLY FEATURES (DOG BOWLS, SCREEN DEFENDER, LEASH CONNECTOR) |
| STEALTH A/C SYSTEM - 30,000 BTU RACETRACK DUCTED |
| WEATHER-PROOF GARAGE RAMP DOOR |
| 30 GALLON FUEL STATION |
| ROCKFORD FOSGATE STEREO SYSTEM |
| RESIDENTIAL SOFT CLOSE DOORS & DRAWERS |
| AUTOMOTIVE WINDOWS |
| EVENFLOW HEATING SYSTEM - NO HEAT DUCTS IN FLOOR |
| 100% PDI, 300+ POINT INSPECTION |
| WARRANTY - 1 YEAR BASE, 3 YEAR STRUCTURAL, 5 YEAR FRAME, ALL TRANSFERABLE |

MOMENTUM

FIFTH WHEELS

From the trail to the tailgate, the Momentum brings luxury living, premium technology and serious hauling together in one unstoppable package.

TOP FEATURES

-  **MORryde Independent Suspension**
Glide easily over uneven and rough roads
-  **Omni Connect**
Prepped to connect so you can control the internet connection that best fits your family
-  **Continuous Residential Flooring**
Durable flooring stretches the entirety of the interior resulting in enhanced resilience.
-  **Soft Close Cabinet Doors & Drawers**
Smooth, quiet operation and lasting durability
-  **Brass Plumbing Fittings**
Long-lasting plumbing performance
-  **Dedicated Pull-Out Trash Can Under Sink**
Keep your kitchen clutter-free and tidy
-  **Smart Sink**
Includes colander, cutting board, soap dispenser, cup rinser, waterfall and 3 spray modes
Revolutionize your cooking experience
-  **Exclusive Liftsuite Garage System**
The garage that plays as hard as you do
-  **Sunken Shower**
A shower that accommodates all heights
-  **Electronics Charging Drawer**
Keep your devices organized, charged and easily accessible
-  **Nightstands with USB-C & 110V Outlets**
(Perfect for CPAP Machines)
Sleep easy and stay charged up on-the-go

PROUD PARTNERS



17.5" H-RATED TIRES
Unmatched durability and reliability



PREMIUM SOUND SYSTEM
Crystal-clear audio and powerful bass



INDEPENDENT SUSPENSION
Haul safer and smarter



TIRE PRESSURE MONITOR SENSORS PREP
Haul safer and smarter



Because of our commitment to continuous product improvement, Grand Design Recreational Vehicles reserves the right to change components, standards, options, specifications, and materials without notice and at any time. Photos may show optional equipment which may not be included in the standard purchase price of the featured unit. Be sure to review current product details with your local dealer before purchasing.

MOMENTUM

FIFTH WHEELS



ALSO AVAILABLE W/ 17' GARAGE
SEE MOMENTUM 392M



| 344M | UVW ¹ | HITCH ¹ | GVWR | LENGTH ² | HEIGHT | CAPACITY |
|------------|------------------|--------------------|--------|---------------------|--------|---------------|
| 11' GARAGE | 15,910 | 3,500 | 19,000 | 39' 11" | 13' 6" | 140 52 52 52* |

* 1/2 BATH DOUBLES AS BLACK/GRAY

| 392M | UVW ¹ | HITCH ¹ | GVWR | LENGTH ² | HEIGHT | CAPACITY |
|------------|------------------|--------------------|--------|---------------------|--------|---------------|
| 17' GARAGE | 18,114 | 3,650 | 23,500 | 45' 11" | 13' 6" | 140 52 52 52* |

* WHEN OPTIONAL 1/2 BATH IS SELECTED OR WASHER/DRYER IS INSTALLED ON 395MS REAR TANK DOUBLES AS BLACK/GRAY



ALSO AVAILABLE W/ 15' GARAGE
SEE MOMENTUM 381MS



| 351MS | UVW ¹ | HITCH ¹ | GVWR | LENGTH ² | HEIGHT | CAPACITY |
|------------|------------------|--------------------|--------|---------------------|--------|---------------|
| 11' GARAGE | 15,760 | 3,000 | 19,000 | 39' 11" | 13' 6" | 140 52 52 52* |

* 1/2 BATH DOUBLES AS BLACK/GRAY

| 381MS | UVW ¹ | HITCH ¹ | GVWR | LENGTH ² | HEIGHT | CAPACITY |
|------------|------------------|--------------------|--------|---------------------|--------|---------------|
| 15' GARAGE | 17,722 | 3,726 | 23,500 | 43' 11" | 13' 6" | 140 52 52 52* |

* 1/2 BATH DOUBLES AS BLACK/GRAY



FOR MORE INFORMATION
SCAN THE QR CODE USING YOUR
MOBILE PHONE CAMERA APP



¹ Based on average weight of the standard build. ² Hitch to rear

Because of our commitment to continuous product improvement, Grand Design Recreational Vehicles reserves the right to change components, standards, options, specifications, and materials without notice and at any time. Photos may show optional equipment which may not be included in the standard purchase price of the featured unit. Be sure to review current product details with your local dealer before purchasing.

MOMENTUM

FIFTH WHEELS

NEW



| 395MT | UVW ¹ | HITCH ¹ | GVWR | LENGTH ² | HEIGHT | CAPACITY |
|------------|------------------|--------------------|--------|---------------------|--------|---------------|
| 14' GARAGE | 19,100 | 3,760 | 23,500 | 46' 4" | 13' 6" | 140 52 52 52* |

* 1/2 BATH DOUBLES AS BLACK/GRAY

NEW



| 396DB | UVW ¹ | HITCH ¹ | GVWR | LENGTH ² | HEIGHT | CAPACITY |
|----------------|------------------|--------------------|--------|---------------------|--------|---------------|
| 10' 10" GARAGE | 19,100 | 3,760 | 23,500 | 46' 4" | 13' 6" | 140 52 52 52* |

* 2ND BATH DOUBLES AS BLACK/GRAY

NEW



| 399M | UVW ¹ | HITCH ¹ | GVWR | LENGTH ² | HEIGHT | CAPACITY |
|---------------|------------------|--------------------|--------|---------------------|--------|------------|
| 12' 6" GARAGE | 19,170 | 3,406 | 23,500 | 44' 10" | 13' 6" | 140 104 52 |



FOR MORE INFORMATION
SCAN THE QR CODE USING YOUR
MOBILE PHONE CAMERA APP



¹ Based on average weight of the standard build. ² Hitch to rear

Because of our commitment to continuous product improvement, Grand Design Recreational Vehicles reserves the right to change components, standards, options, specifications, and materials without notice and at any time. Photos may show optional equipment which may not be included in the standard purchase price of the featured unit. Be sure to review current product details with your local dealer before purchasing.



FIFTH WHEELS

CHOOSE YOUR ADVENTURE MONOCHROME PAINT SCHEMES



MAKE YOUR MOMENTUM STAND OUT WITH OPTIONAL FULL BODY PAINT



ONYX



ONYX



ONYX W/ BLUE



ONYX W/ RED



ONYX W/ ORANGE



STERLING



STERLING
W/ BLUE



STERLING
W/ RED



STERLING
W/ ORANGE



STERLING
W/ RED, WHITE
& BLUE



FIFTH WHEELS

FEATURES

STRATAMAX™ ULTRA ARMSTRONGFLOORING®

OMNICONNECT

WIDEBODY 101" SUPER CHASSIS

HYDRAULIC 6 POINT ONE TOUCH AUTO LEVELING

MOR/RYPDE PIN BOX

MOR/RYPDE INDEPENDENT SUSPENSION

17.5" H-RATED TIRES

GENERATOR DROP FRAME W/STORAGE ABOVE

GARAGE LIFT SUITE - P2K BED SYSTEM W/INTEGRATED PUCK LIGHTS & VERSATILE BENCHES W/ OVERSIZED GARAGE WINDOWS

HD L-TRACK WITH MOVABLE HD RINGS & GRAY RUBBER INSERTS

OVERSIZED STRUT ASSISTED DOVETAIL GARAGE STORAGE

INSULATED GARAGE FLOOR - R40

TITAN SEAL - MYLAR TAPE & PVC DIECUT SEALS

330W SOLAR PANEL, 50AMP CONTROLLER, + INVERTER PREP

12V HEAT TANK PADS

MOR/RYPDE STRUT ASSISTED ENTRY STEPS

SOLID SURFACE KITCHEN COUNTERTOPS

ELECTRONICS & HAIR ACCESSORY DRAWERS

24" OVEN & 4 BURNER COOKTOP

1.5 CU. FT. MICROWAVE

20 CU. FT. REFRIGERATOR

60K BTU TANKLESS WATER HEATER

PET FRIENDLY FEATURES (DOG BOWLS, SCREEN DEFENDER, LEASH CONNECTOR)

STEALTH A/C SYSTEM - 30,000 BTU RACETRACK DUCTED

ZERO GRAVITY & WEATHER-PROOF RAMP DOOR

SMART SINK - CUTTING BOARD, SOAP DISPENSER, CUP RINSE, WATERFALL, 3 SPRAY MODES

60 GALLON FUEL STATION

ROCKFORD FOSGATE STEREO SYSTEM

RESIDENTIAL SOFT CLOSE DOORS & DRAWERS

FRAMELESS WINDOWS

EVENFLOW HEATING SYSTEM - NO HEAT DUCTS IN FLOOR

100% PDI, 300+ POINT INSPECTION

WARRANTY - 1 YEAR BASE, 3 YEAR STRUCTURAL, 5 YEAR FRAME, ALL TRANSFERABLE

GRAND DESIGN™

RECREATIONAL VEHICLES

You'll find that your experience with GDRV is different.

With quality at the foundation of everything we do, we do more. We pay attention to detail, we focus more on our customers, we perform more rigorous inspections, we have better coverage with our warranties and we hire more experienced craftsmen.

When it comes down to it, we do more of what matters so that you can have the experience of a lifetime, every time.

Go beyond just camping. Have an adventure. Take that trip of a lifetime. We'll be there with you every step of the way.

MORE OF WHAT MATTERS



QUALITY

Quality checkpoints during manufacturing

Final finish inspection

Pre-Delivery Inspection (PDI) area where all coaches are put through a rigorous 300+ point inspection checklist before shipping to a dealer

SERVICE

State of the art service center

A Service Response Team (SRT) in the field

Expansive dealer network

The best warranty coverage in the industry



COMMUNITY

38 Rallies a year across the US and Canada. Each rally has opportunities to volunteer in the community, learn at seminars, have work done on your coach and have fun with the GDRV family!

TO SCHEDULE A FACTORY TOUR VISIT OUR WEBSITE!

www.GrandDesignRV.com