

TRANSCEND™

2026 MODEL YEAR



GRAND DESIGN
RECREATIONAL VEHICLES



PULL OUT TRASH CAN STORAGE (STANDARD TRANSCEND ONLY)



PAPER TOWEL HOLDER (STANDARD TRANSCEND ONLY)



LAUNDRY CHUTE (STANDARD TRANSCEND ONLY)



TRANSCEND™

TRANSCEND™
XPLÖR

TRANSCEND™
ONE

Choosing a Transcend travel trailer means embracing a journey with a brand committed to quality, innovation, and value. Our lineup features three distinct series, each designed to cater to your unique travel needs. The Transcend One is our single-axle, entry-level base model, perfect for those new to RVing who seek simplicity and reliability. Stepping up, the Transcend Xplor offers an evolution of the original Xplor, providing enhanced features and rugged capabilities for the adventurous spirit. At the pinnacle, the Transcend series represents our premium segment, delivering luxurious amenities and spacious interiors. By choosing Transcend, you're investing in a travel trailer that guarantees dependability, cutting-edge design, and exceptional value, ensuring every trip is packed with unforgettable experiences and lasting memories.

TOP FEATURES

- | | |
|---|---|
|  Interior/Exterior Table
<i>Entertain both indoors or outdoors</i> |  Exterior Quad Seal Technology
<i>Reliable, convenient power</i> |
|  Built-In Paper Towel Holder
<i>Make clean-up a breeze</i> |  Minimum 60x80 Residential Queen Bed
<i>(King Available on some Transcend floorplans)</i>
<i>Sleep like royalty</i> |
|  Pet Friendly
<i>Enjoyable travel for both you and your furry companions</i> |  Interior & Exterior Magnetic Door Catches
<i>Ensure doors stay securely closed</i> |
|  Industry Leading Solar Connectivity w/ Inverter Prep
<i>Enjoy off-grid adventures with sustainable energy</i> |  Heated & Enclosed Underbelly w/ Direct Ducting
<i>Stay warm and protected in any weather</i> |

PROUD PARTNERS

JBL

JBL SPEAKER SYSTEM
Crystal-clear audio and powerful bass

Go Power!

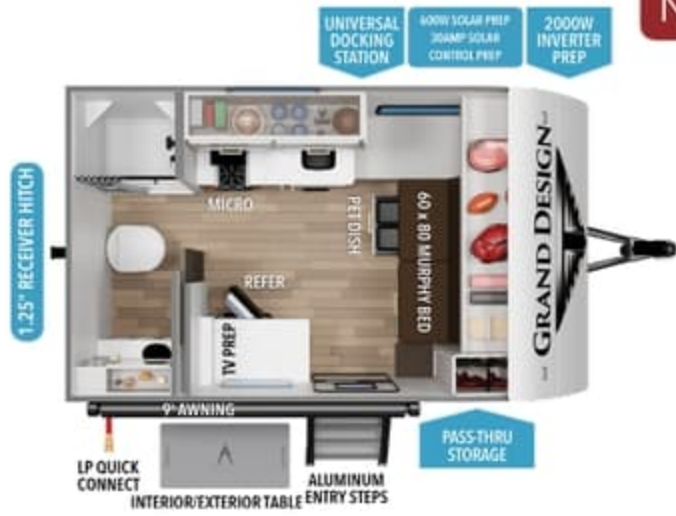
GOPOWER!® SOLAR PACKAGE
Enjoy off-grid adventures with sustainable energy

FURRION

FURRION APPLIANCE PACKAGE
Sleek design meets top-notch performance

TRANSCEND[®] ONE

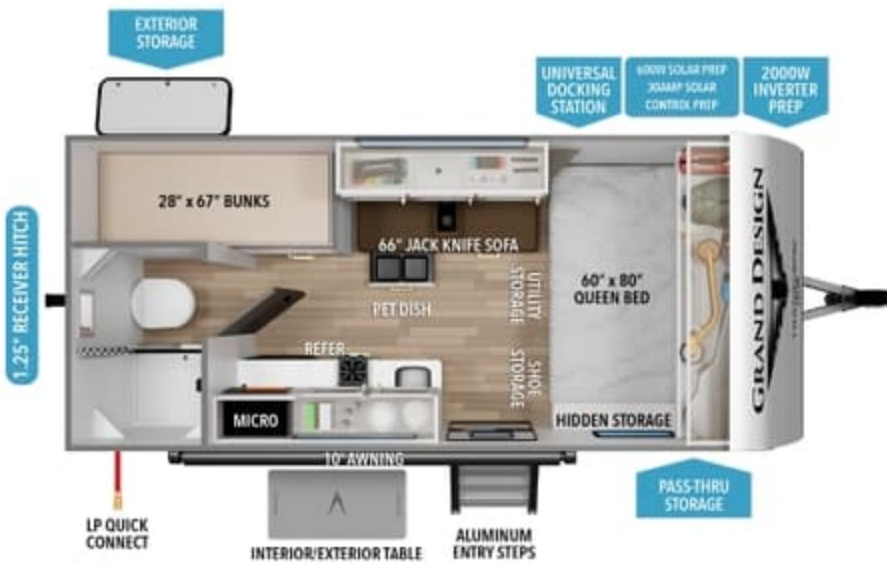
NEW



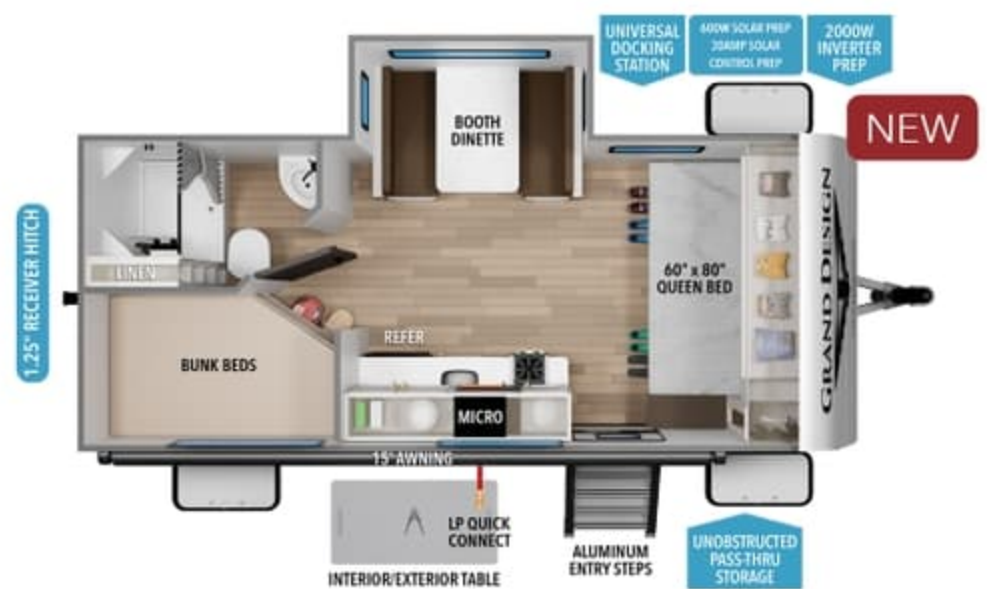
Model	UVW ¹	HITCH ²	LENGTH ¹	HEIGHT	CAPACITY
131DL	2,950	398	15' 10"	10' 3"	37 37 37



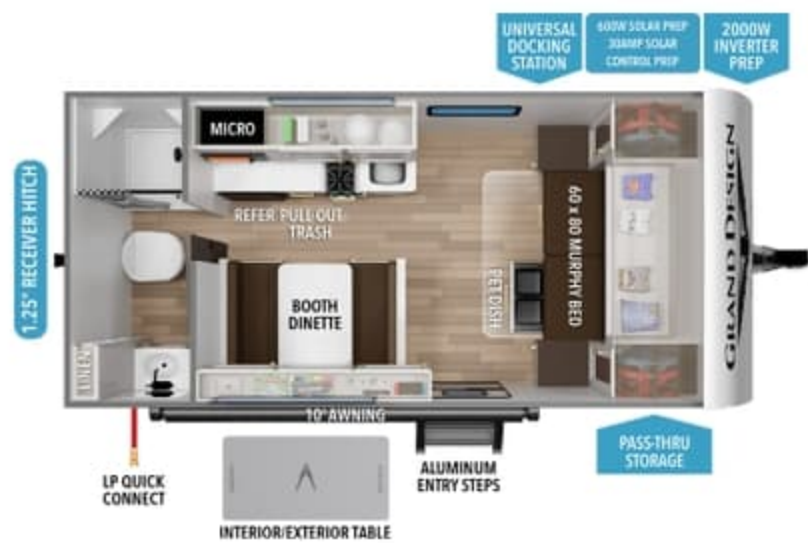
Model	UVW ¹	HITCH ²	LENGTH ¹	HEIGHT	CAPACITY
161BH	4,784	524	23'	10' 6"	37 74 37



Model	UVW ¹	HITCH ²	LENGTH ¹	HEIGHT	CAPACITY
151BH	3,550	490	19' 8"	10' 3"	37 37 37



Model	UVW ¹	HITCH ²	LENGTH ¹	HEIGHT	CAPACITY
161DB	TBD	TBD	23'	10' 6"	37 74 37



Model	UVW ¹	HITCH ²	LENGTH ¹	HEIGHT	CAPACITY
151RB	3,600	490	19' 8"	10' 3"	37 37 37



FOR MORE INFORMATION
SCAN THE QR CODE USING YOUR
MOBILE PHONE CAMERA APP



¹ Based on average weight of the standard build. ² Hitch to rear

Because of our commitment to continuous product improvement, Grand Design Recreational Vehicles reserves the right to change components, standards, options, specifications, and materials without notice and at any time. Photos may show optional equipment which may not be included in the standard purchase price of the featured unit. Be sure to review current product details with your local dealer before purchasing.

TRANSCEND[®] XPLÖR

NEW



19BHX

UVW¹ **4,894** HITCH¹ **782** LENGTH² **26' 3"** HEIGHT **11'** CAPACITY **56 78 39**



24BHX

UVW¹ **5,756** HITCH¹ **583** LENGTH² **29' 11"** HEIGHT **11'** CAPACITY **56 78 39**



20MKX

UVW¹ **5,397** HITCH¹ **517** LENGTH² **24' 11"** HEIGHT **11'** CAPACITY **56 39 39**



25MLX

UVW¹ **6,335** HITCH¹ **630** LENGTH² **29' 9"** HEIGHT **11'** CAPACITY **56 57 39**



21RLX

UVW¹ **4,978** HITCH¹ **700** LENGTH² **25' 10"** HEIGHT **11'** CAPACITY **56 78 39**



26BHX

UVW¹ **6,505** HITCH¹ **635** LENGTH² **30' 11"** HEIGHT **11'** CAPACITY **56 78 39**



22RBX

UVW¹ **5,749** HITCH¹ **573** LENGTH² **26' 10"** HEIGHT **11'** CAPACITY **56 68 39**



26RBX

UVW¹ **6,147** HITCH¹ **627** LENGTH² **31' 6"** HEIGHT **11'** CAPACITY **56 78 39**



23BHX

UVW¹ **5,580** HITCH¹ **550** LENGTH² **26' 11"** HEIGHT **11'** CAPACITY **56 78 57**



27DBX

UVW¹ **6,820** HITCH¹ **714** LENGTH² **31' 9"** HEIGHT **11'** CAPACITY **56 78 39**



FOR MORE INFORMATION
SCAN THE QR CODE USING YOUR
MOBILE PHONE CAMERA APP



¹ Based on average weight of the standard build. ² Hitch to rear

Because of our commitment to continuous product improvement, Grand Design Recreational Vehicles reserves the right to change components, standards, options, specifications, and materials without notice and at any time. Photos may show optional equipment which may not be included in the standard purchase price of the featured unit. Be sure to review current product details with your local dealer before purchasing.

TRANSCEND™



245RLT UVW¹ **6,456** HITCH² **668** LENGTH² **30' 8"** HEIGHT **11'** CAPACITY **56 78 39**



305BHT UVW¹ **7,735** HITCH² **776** LENGTH² **36' 11"** HEIGHT **11'** CAPACITY **56 78 78**



265BHT UVW¹ **6,327** HITCH² **658** LENGTH² **32' 9"** HEIGHT **11'** CAPACITY **56 78 39**



315RKT UVW¹ **8,400** HITCH² **1,070** LENGTH² **36' 10"** HEIGHT **11'** CAPACITY **56 117 39**



285RKT UVW¹ **TBD** HITCH² **TBD** LENGTH² **33' 11"** HEIGHT **11'** CAPACITY **56 78 39**



325BHT UVW¹ **8,672** HITCH² **1,086** LENGTH² **37' 3"** HEIGHT **11'** CAPACITY **56 78 57**



295QBT UVW¹ **7,383** HITCH² **803** LENGTH² **35' 11"** HEIGHT **11'** CAPACITY **56 78 39**



335BHT UVW¹ **9,400** HITCH² **1,046** LENGTH² **37' 3"** HEIGHT **11' 4"** CAPACITY **56 117 39**



FOR MORE INFORMATION
SCAN THE QR CODE USING YOUR
MOBILE PHONE CAMERA APP



¹ Based on average weight of the standard build. ² Hitch to rear

Because of our commitment to continuous product improvement, Grand Design Recreational Vehicles reserves the right to change components, standards, options, specifications, and materials without notice and at any time. Photos may show optional equipment which may not be included in the standard purchase price of the featured unit. Be sure to review current product details with your local dealer before purchasing.

TRANSCEND™

FEATURE SHEET



FEATURES	TRANSCEND ONE	TRANSCEND XPLORE	TRANSCEND
GDRV BRANDED FOLDING TABLE	✓	✓	✓
PET FRIENDLY FEATURES	✓	✓	✓
KITCHEN PAPER TOWEL HOLDER, SOAP DISPENSER, INTEGRATED SPICE RACK	✓	✓	✓
HIDDEN HINGE CABINET HARDWARE	✓	✓	✓
TANKLESS WATER HEATER	✓	✓	✓
SOLAR SCALABILITY - WIRED FOR 600W SOLAR, 2000W INVERTER, 30A CONTROLLER	✓	✓	✓
OPTIONAL SOLAR PACKAGE: 200W SOLAR W/30A CONTROLLER	✓	✓	STANDARD
TRUE 60X80 QUEEN BED	✓	✓	✓
JBL SOUND SYSTEM	✓	✓	✓
PASS THROUGH STORAGE	✓	✓	✓
HEATED & ENCLOSED UNDERBELLY	✓	✓	✓
0.040 ALUMINUM FRONT CAP	✓	✓	✓
78" INTERIOR HEIGHT	✓	✓	✓
FRICTION HINGE ENTRY DOOR	✓	✓	✓
TITAN QUAD SEAL TECHNOLOGY	✓	✓	✓
UNIVERSAL DOCKING STATION	✓	✓	✓
BACKUP CAMERA PREP	✓	✓	✓
STUD PREMIUM LUMBER	✓	✓	✓
TRASH CAN STORAGE	151RB ONLY	✓	✓
POTS & PANS STORAGE DRAWER	-	✓	✓
STARLINK PREP	-	✓	✓
EZ ANTIFREEZE SYSTEM	-	✓	✓
UNDERMOUNT KITCHEN & LIVING ROOM ACCENT LIGHTING	-	✓	✓
HANGING & FOLDING STORAGE CLOSETS	151RB & 161BH ONLY	✓	✓
12V REFRIGERATOR	3.3 CU.FT W/ GLASS COVER 161BH Only - 10.7cu.ft	10.7 CU.FT FRENCH DOORS W/ GLASS COVER	10.7 CU.FT FRENCH DOORS W/ GLASS COVER
TOUGH COAT ALUMINUM SIDING	0.024	0.024	0.030 - STRONGWALL DESIGN
ELECTRICAL SERVICE	30 AMP	30 AMP	50 AMP
A/C	8K BTU	15K BTU	15K BTU
2ND A/C PREP & 3RD A/C OPTION	-	-	✓
EXTERIOR DRYING RACK	-	-	✓
32" TV	TV PREP ONLY	TV PREP & OPTIONAL ADD ON	✓
MORRYDE SAFE-T ENTRY RAIL	XL STRONGBOW	XL STRONGBOW	✓
CONVECTION MICROWAVE W/ AIR FRYER	-	-	✓
FURNACE	20K BTU	30K BTU	35K BTU
WARRANTY - 1 YEAR BASE, 3 YEAR STRUCTURAL, 5 YEAR FRAME, ALL TRANSFERABLE	✓	✓	✓

GRAND DESIGN™

RECREATIONAL VEHICLES

You'll find that your experience with GDRV is different.

With quality at the foundation of everything we do, we do more. We pay attention to detail, we focus more on our customers, we perform more rigorous inspections, we have better coverage with our warranties and we hire more experienced craftsmen.

When it comes down to it, we do more of what matters so that you can have the experience of a lifetime, every time.

Go beyond just camping. Have an adventure. Take that trip of a lifetime. We'll be there with you every step of the way.

MORE OF WHAT MATTERS



QUALITY

Quality checkpoints during manufacturing

Final finish inspection

Pre-Delivery Inspection (PDI) area where all coaches are put through a rigorous 300+ point inspection checklist before shipping to a dealer

SERVICE

State of the art service center

A Service Response Team (SRT) in the field

Expansive dealer network

The best warranty coverage in the industry



COMMUNITY

38 Rallies a year across the US and Canada. Each rally has opportunities to volunteer in the community, learn at seminars, have work done on your coach and have fun with the GDRV family!

TO SCHEDULE A FACTORY TOUR VISIT OUR WEBSITE!

REV 2.24.26

www.GrandDesignRV.com