

NEWMAR



FREEDOM AIRE

2026 COMPACT CLASS C MOTORCOACH

Freedom Without Compromise

The 2026 Freedom Aire breaks new ground for Newmar, delivering our legendary craftsmanship in a nimble Compact Class C coach for the first time. Built for those who refuse to compromise on quality while seeking greater accessibility, this revolutionary Mercedes-Benz 4500 chassis coach redefines what's possible in the compact luxury segment. Give your sense of adventure a coach that can keep up.



Mercedes-Benz 4500 Sprinter Chassis

Mercedes-Benz I4 High Output Turbo Diesel | 208 HP | 332 lb./ft. torque | Slate Full-Paint Masterpiece Finish™ Exterior



25' / 1 floor plan



COCKPIT

Italian Leather Heated Swivel Captain's Chairs

Power Lumbar
Power Control

Leather Tilt Heated Steering Wheel

Multi-Functional

Push Button Engine Start

Auto Rain Sense Wipers

Automatic Headlights On/Off

Cruise Control

MBUX Touch Screen Multimedia Infotainment Center

Rear View Color Monitor System with Audio

Load Adaptive Electronic Stability Control Program

Safety System

Airbags
Active Brake Assist
Attention Assist
Cross-Wind Assist
Hill Start Assist
High Beam Assist
Brake Hold
Emergency Call





Mercedes-Benz



CABIN

Six Leather Options: Aria, Avery, Elgin, Meta, Rizo, and Soho

Two Premium Vinyl Flooring Options:
Basecamp and Rustic Oak

Frameless Dual Pane Windows

Tinted Safety-Glass
Integrated Day/Night Screens

Designer Feature Ceiling

Bunk-Over Cab

Ladder
Curtain
LED Reading Lights
Window with Shade

Italian Leather 74" Comfort Lounge Sofa with
Fold-Down Murphy Bed and U Sleeper Booth Dinette

Italian Leather 63" Powered Theater Seating with
King-Size Murphy Bed Dinette Combo (Optional)
Industry-First Configuration

Dimmable Reading Lights at Head of Bed with Adjustable Aim

110V Outlet in Bed Overhead with Two Pass-Through Ports



CABIN

Maple Hardwood Cabinets in Suede or High Gloss Finish

Available in Five Colors and Four Two-Tone Options

New Chestnut Glazed Cabinet Color and Two-Tone Summit/Chestnut Option

Soft-Close Cabinet Drawers

Undermounted LED Lights

15K BTU Heat Pump Central Air Conditioner

Propane Gas Furnace with Ducted Heat

10" Multiplex Monitor System with Interior Lighting and HVAC Controls

Connects via Bluetooth to the Newmar App

32" LED TV

Bose® Sound System Soundbar

WiFiRanger Denali/Spruce LTE

Starlink Internet System Prep



Floor plan 2515 with Meta leather, Basecamp flooring and Summit maple Suede cabinets



CABINET FINISHES





CABIN

8 Cu. Ft. Refrigerator

Convection Microwave

Two-Burner Cooktop

Two-Burner Induction Cooktop (Optional)

Kitchen Work Station

Pantry

Pullout Shelves

Push-to-Release Drawer Slides

LED Lights

Super-Polished Solid-Surface Countertops



BATHROOM

Sentrel Acrylic Shower Walls

Skylight Above Shower
Glass Door

Aqua Miser® Shower System

Truma AquaGo® Instant
Continuous Flow Water Heater

Super-Polished Solid-Surface Countertop

Lighted Wardrobe







EXTERIOR & STORAGE

**Industry-Exclusive Full-Paint Masterpiece
Finish™ with Cut and Buff**

New Exterior Design with Six Color Combinations

Onyx Package (Optional)

Entrance Door Automatic Step

Keyless Entrance Door with Touchpad and Doorbell

Girard® Teardrop Side Awning

Wind Sensor

LED Lights

Chrome Power Baggage Door Locks

Exterior LED Accent Lights

Exterior Entertainment Center

32" LED TV

Bose® Soundbar



EXTERIOR

Hydraulic Leveling Jacks with
Bluetooth Compatible Touchpad

5K Rear Hitch for Towing

Two 6V AGM House Batteries

2000W Victron Inverter with
80A Converter Charger

Lithium-Ion Battery System with
3000W Inverter (Optional)

4.0 kW RVMP Generator

Solar Panel Exterior Plug





DESIGN OPTIONS

INTERIOR AND EXTERIOR

CARBON



Charcoal Tweed Awning

PLATINUM



Charcoal Tweed Awning

QUARTZ



Charcoal Tweed Awning

STEEL



Charcoal Tweed Awning

COBALT




Charcoal Tweed Awning

SLATE



Charcoal Tweed Awning

COUNTERTOP



LEATHER OPTIONS



ARIA




AVERY




ELGIN



META



RIZO



SOHO

FLOORING OPTIONS



BASECAMP



RUSTIC OAK

CABINET FINISHES



SUMMIT



MOREL



CHESTNUT



SEDONA



SABLE

*Exterior colors and interior décor options can be matched to customer preference.

FLOOR PLANS

AND SPECIFICATIONS

Length: 26' 00"



**2515
STANDARD**

Length	26' 00"	Grey Tank	41 gal.
Width	93"	Sewage Tank	41 gal.
App. Overall Height	11' 03"	Water Tank	30 gal.
Interior Width	87"	Furnace	25,000 btu
Interior Height	80"		

Length: 26' 00"



**2515
OPTIONAL**

Length	26' 00"	Grey Tank	41 gal.
Width	93"	Sewage Tank	41 gal.
App. Overall Height	11' 03"	Water Tank	30 gal.
Interior Width	87"	Furnace	25,000 btu
Interior Height	80"		



Quality You Can Feel

Like a fine home, the 2026 Freedom Aire is framed 16 inches on center, and is covered by a fiberglass roof with an integrated gutter rail.

MERCEDES-BENZ

FLOOR PLAN	ENGINE HP	AXLE RATIO	FUEL CAP.	WHEEL BASE	FRONT GAWR	REAR GAWR	TAG GAWR	GVWR	GCWR	APP. UVW	APP. NCC
2515	208	4.727	25	170	4630 lb.	7934 lb.	-	12125 lb.	15250 lb.	-	-

The content in our literature depicts and describes products that are subject to change. For the most recent images and information, please visit NewmarCorp.com.

Lengths, heights, widths, and dry weights are approximate. Weight will vary based on optional equipment added to the above base weight.

GAWR: Gross Axle Weight Rating is the maximum permissible weight for an axle.

GVWR: Gross Vehicle Weight Rating is the maximum permissible weight for a fully loaded motor coach.

GCWR: Gross Combination Weight Rating is the value specified by the manufacturer of the vehicle as the maximum allowable loaded weight of this motor coach and any towed trailer or towed vehicle.

UVW: Unloaded Vehicle Weight is the weight of this motor coach as built at the factory with full fuel, engine oil, and coolants. Does not include cargo, fresh water, propane gas, or dealer-installed accessories.

NCC: Net Carrying Capacity is the maximum weight of all occupants, including the driver, personal belongings, food, fresh water, waste water, propane gas, tools, tongue weight of towed vehicle, dealer-installed accessories, etc., that can be carried by the motor coach.

Specifications supplied by the chassis manufacturer.

Freedom Aire R-Values:

Roof R-Value = 19

Sidewall R-Value = 11

Floor R-Value = 3.8

Basement R-Value = 4

FEATURES

AND OPTIONS

EXTERIOR FEATURES

Exterior Full-Paint Masterpiece Finish™ with Cut & Buff
Exterior Security Light, One Installed on Door Side
Entrance Door Assist Handle
Entrance Door Automatic Step
Convex Exterior Mirrors with Defrost and Remote Control
110V Recept in Basement and LP Hookup
Hydraulic Leveling Jacks with Bluetooth Compatible Touchpad
Mud Flaps
Rear 5K Hitch
Chrome Power Baggage Door Locks, Keyless Entrance Door with Touchpad and Doorbell
Solar Panel Exterior Plug

OPTIONS

Carbon Full-Painted Exterior Graphics
Cobalt Full-Painted Exterior Graphics
Platinum Full-Painted Exterior Graphics
Quartz Full-Painted Exterior Graphics
Slate Full-Painted Exterior Graphics
Steel Full-Painted Exterior Graphics
Exterior LED Accent Lights Below Perimeter of Unit

CONSTRUCTION FEATURES

16" On-Center Aluminum Frame Sidewalls and Roof Construction
Fiberglass Roof
Foam Insulation 5/8" Laminated in Sidewalls and Ceiling
Gelcoated Fiberglass Exterior Sidewalls, Front and Rear Caps
Polar Pak R19 Batten Insulation in Roof

WINDOWS, AWNINGS, & VENTS

Girard® Teardrop Side Awning with Wind Sensor and LED Lights
Fan-Tastic® Vent with Rain Sensor in Kitchen and Bathroom
Rear Window in Bedroom (Floor Plan Specific)
Skylight Above Shower
Slideout Covers
Frameless Dual Pane Tinted Safety-Glass Windows with Integrated Day/Night Screens

OPTIONS

State Seal for Nebraska and Washington
--

CHASSIS FEATURES

Anti-Lock Braking System
Auto Rain Sense Wipers
Battery Disconnect for Chassis Battery

Cruise Control
Push Button Engine Start
Automatic Headlights On/Off
Load Adaptive Electronic Stability Program (ESP)
Safety Features - Airbags, Active Brake Assist, Attention Assist, Cross Wind Assist, Hill Start Assist
Safety Features - High Beam Assist, Brake Hold, Emergency Call
Mercedes-Benz 4500 Sprinter Chassis with Diesel High Output Configuration
Heated Steering Wheel
Multi-Functional Steering Wheel
Tilt Steering Wheel
Tire Pressures Monitoring on Chassis
Aluminum Wheels
Fog Lights

OPTIONS

Mercedes-Benz 4500 Sprinter Chassis with Diesel Engine High Output Configuration, Onyx Package
--

AIR CONDITIONING & HEATING

15K BTU Heat Pump Air Conditioner
Air Conditioning Drainage System for Roof
Dash Heater and Air Conditioner
Propane Gas Furnace with Ducted Heat
Wall Mounted Sensors for Heating and Air Conditioning

ELECTRICAL FEATURES

Accent Lights in Feature Ceiling and Slideout Fascia Trim
Automatic Generator Start on Low Battery or Temperature Setting
Battery Disconnect Switch for House Battery
Cable TV Connection
30 Amp Electrical Service with Flexible Cord and Automatic Transfer Switch
Emergency Engine Start Switch
Energy Management System
Two 6V AGM House Batteries
Interior Courtesy Lights
2000W Inverter with 80A Converter Charger
LED Lights in Pullout Pantry, Kitchen and Bathroom Base Cabinets
LED Lights Installed Under Door Side Slideouts
LED Reading Lights in Cab Bunk
Recessed LED Lights in Ceiling and Underneath Overhead Cabinets
Lights in Wardrobes
Multiplex Lighting Control System
10.1" Multiplex Monitor System in Center of Coach with Interior Lighting and HVAC Controls
Newmar App

4.0 kW RVMP Generator
 Reading Lights at Head of Bed with Dimmable and Adjustable Aim
 110V Recept in Bed Overhead with Two Pass-Through Ports
 Slideout Switch Manually Operated Hold to Run
 Spare Fuses in Chassis Fuse Panel
 Spare Fuses in House Fuse Panel
 LED Lights in Toe Kick

PLUMBING & BATH FEATURES

Aqua Miser® Shower System
 Bladder Tank for Water Pump System
 Demand Water System
 Sewage and Grey Holding Tank Rinse
 Sentrel Acrylic Shower Walls with Glass Door
 Dometic® 321 China Bowl or Macerator China Bowl (Varies Per Floor Plan)
 Water Filter for Entire Unit

INTERIOR FEATURES

Bunk Over Cab with Ladder
 Bunk Over Cab Curtain
 Designer Feature Ceiling
 Interior Assist Handle at Main Entry Door
 Padded Vinyl Ceiling Panels
 Windshield Shade
 Premium Linoleum Flooring

OPTIONS

Soho Interior Decor Featuring Italian Leather
 Meta Interior Decor Featuring Italian Leather
 Aria Interior Decor Featuring Italian Leather
 Elgin Interior Decor Featuring Italian Leather
 Rizo Interior Decor Featuring Italian Leather
 Avery Interior Decor Featuring Italian Leather

CABINETS & FURNITURE

Sable Maple Hardwood Cabinets with Suede Finish
 Concealed Cabinet Door Hinges
 Soft-Close Cabinet Drawers
 Cabinet Drawers with Dove Tail Sides with Self-Closing Full Extension Ball Bearing Guides
 Super Polished Solid-Surface Countertop in Kitchen, Undermounted Sink and Sink Covers
 U Sleeper Booth Dinette (Floor Plan Specific)
 Heated Driver and Passenger Seats with Power-Lumbar, Power Control, Swivel

Kitchen Work Station
 Leather Sofas and Front Seats
 Premium Custom Fit Mattress
 Push-to-Release Pantry Drawer Slides
 Comfort Lounge Sofa (Floor Plan Specific)
 Twin Beds/King-Size Bed with Foam Mattress (Floor Plan Specific)

OPTIONS

Chestnut Glazed Maple Hardwood Cabinets with High Gloss or Suede Finish
 Morel Glazed Maple Hardwood Cabinets with High Gloss or Suede Finish
 Sable Maple Hardwood Cabinets with High Gloss Finish
 Sedona Glazed Maple Hardwood Cabinets with High Gloss or Suede Finish
 Summit Maple Hardwood Cabinets with High Gloss or Suede Finish
 Two-Tone Summit and Chestnut Glazed Maple Hardwood Cabinets with High Gloss or Suede Finish
 Two-Tone Summit and Morel Glazed Maple Hardwood Cabinets with High Gloss or Suede Finish
 Two-Tone Summit and Sable Maple Hardwood Cabinets with High Gloss or Suede Finish
 Two-Tone Summit and Sedona Glazed Maple Hardwood Cabinets with High Gloss or Suede Finish
 63" Theater Seating (Powered) with King-Size Murphy Bed Dinette Combo

APPLIANCES & ACCESSORIES

Two-Burner Cooktop
 Convection Microwave with Air Fry
 8 Cu. Ft. Refrigerator
 Truma AquaGo® Instant Continuous Flow Water Heater

OPTIONS

All-Electric Induction Cooktop, Lithium-Ion Battery System with 3000W Inverter, Hydro Heat
 Two-Burner Induction Cooktop

AUDIO, VIDEO & ACCESSORIES

Cat 6 TV Cables
 Exterior Entertainment Center in Sidewall with 32" LED TV with Soundbar
 10 BC Fire Extinguisher, Carbon Monoxide, Propane and Smoke Detectors
 MBUX Touch Screen Multimedia Infotainment Center
 Rear View Color Monitor System with Audio
 Bose® Sound System Soundbar
 TV Jack and 110V Recept in Door-Side Exterior Storage Compartment
 32" LED TV in Living Area (TV Sizes Vary Per Floor Plan)
 WiFiRanger Denali/Spruce LTE
 Winegard® Rayzar Automatic Digital TV Antenna
 Starlink Internet System Prep

*Check with dealership on floor plan availability



THE NEWMAR CUSTOMER EXPERIENCE

The Newmar Difference™ goes beyond our industry-leading motor coaches to provide you with an unrivaled ownership experience.



Crafted with Purpose

Every Newmar is crafted one at a time by folks who have spent an average of eight years building them. Each coach we assemble must undergo more than 1,000 tests and checks before ever leaving our factory.



The Highest Standards

We view our dealership network in terms of quality, not quantity. Each of our dealers acts as a partner in our shared mission to exceed your highest of expectations, for an ownership experience that's second to none from day one.



Built Around You

As a Newmar owner, you'll find resources specific to your coach through Newgle, an easy-to-use knowledge base that houses everything from user guides to technical support documents.



More than a Number

Meet fellow owners through the Newmar Kountry Klub, a top social club for RV travelers that hosts rallies and other special events throughout the U.S. and Canada.



Seamless Service

When you join the Newmar family, we pair you with a dedicated service specialist with expert knowledge of your exact coach. Our service specialists guarantee dealer warranty authorizations within four business hours and ship all in-stock parts the same day, free of charge.



Without Compromise

All models include a one-year/unlimited mileage limited warranty and a five-year, non-transferable structural warranty that covers your coach's superstructure in the event it fails to perform. Ask your Newmar dealer for more details.

OUR PARTNERS

The Newmar Difference™ begins with suppliers dedicated to providing our customers with unrivaled quality, comfort, and support.



We create chemistry

BASF

The Coatings division of BASF is a global expert in the development and production of innovative and sustainable OEM and refinish coatings. Coatings by BASF—solutions beyond your imagination.



Industrial Finishes

Industrial Finishes has supported RV manufacturers for over four decades, offering paint products that deliver uncompromising quality and provide your coach with a true Masterpiece™ finish.



Driven By You

Freightliner® Custom Chassis

Freightliner® Custom Chassis are renowned for their exceptional ride, excellent maneuverability, advanced technology, and nationwide 24/7 factory-direct support.



RiverPark

From Samsung® 4K TVs and Xite Infotainment systems to Bose® soundbars and JBL and Infinity premium audio systems, RiverPark helps you experience a higher level of technology in your Newmar coach.



RV CHASSIS

Spartan® RV Chassis

An American company with over 30 years of experience in designing and manufacturing the premier motorhome chassis, Spartan® delivers superior performance, exceptional safety ratings, and industry-leading technology.



WHEN YOU KNOW THE DIFFERENCE™